
Greater Rochester Health Foundation 2023 Grantee Perception Report

Generated on November 30, 2023



THE CENTER FOR
EFFECTIVE PHILANTHROPY

675 Massachusetts Avenue
7th Floor
Cambridge, MA 02139
617-492-0800

131 Steuart Street
Suite 501
San Francisco, CA 94105
415-391-3070

cep.org

The online version of this report can be accessed at cep.surveymresults.org

Interpreting Your Charts..... 1

Key Ratings Summary 2

Survey Population 3

Subgroup Methodology and Differences 4

Comparative Cohorts 5

Grantmaking Characteristics..... 7

Impact on and Understanding of Grantees' Local Communities 10

Impact on and Understanding of Grantees' Fields..... 11

Advancing Knowledge and Public Policy..... 12

Impact on and Understanding of Grantees' Organizations..... 13

Grantee Challenges..... 14

Non-Monetary Assistance 15

Funder-Grantee Relationships..... 19

Interaction Patterns 22

Communication..... 25

Contextual Understanding..... 27

Diversity, Equity, and Inclusion..... 29

Grant Processes 31

Selection Process 32

Reporting and Evaluation Process 34

Reporting Process 35

Evaluation Process 37

Dollar Return and Time Spent on Processes..... 38

Time Spent on Selection Process 39

Time Spent on Reporting and Evaluation Process 41

Customized Questions 43

Grantees' Written Comments 45

- Quality of Processes, Interactions and Communications 46**
- Suggestion Topics..... 47**
- Suggestions 48**

Respondents and Communities Served 50

- Respondent Demographics 53**
- Respondent Job Title..... 58**

Contextual Data 59

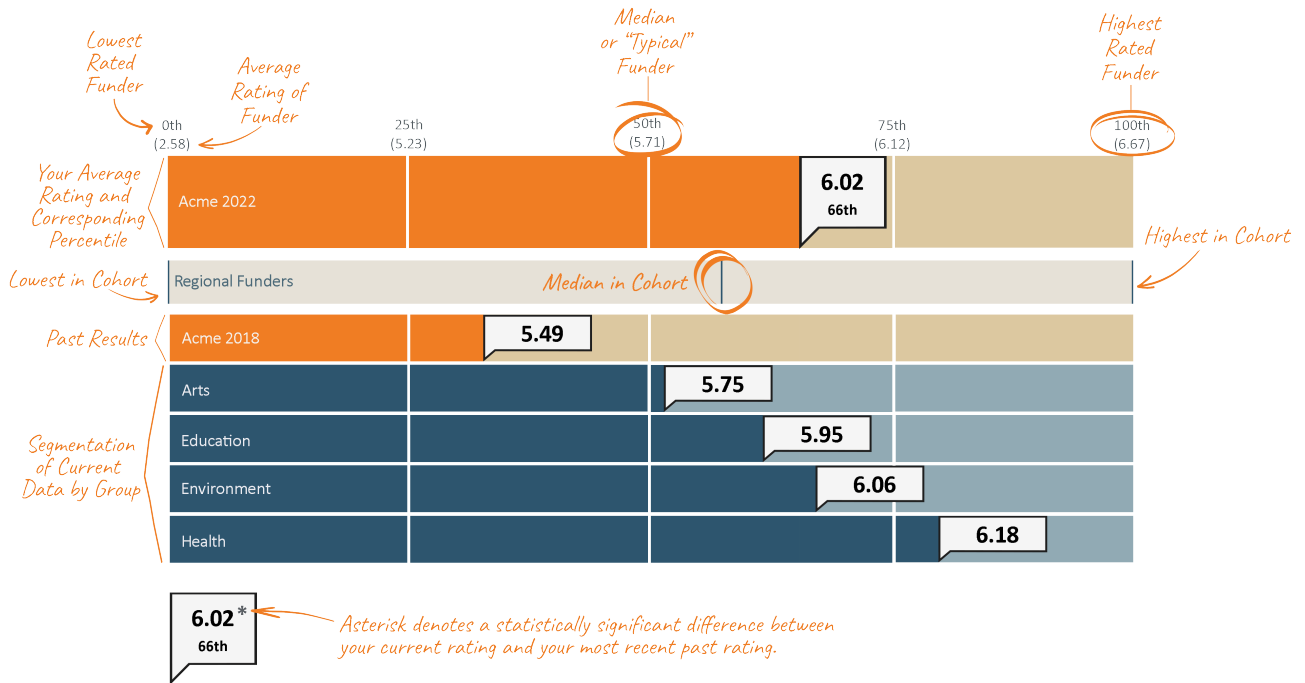
- Grantee Characteristics 64**
- Funder Characteristics 67**

Additional Survey Information 68

About CEP and Contact Information..... 70

Interpreting Your Charts

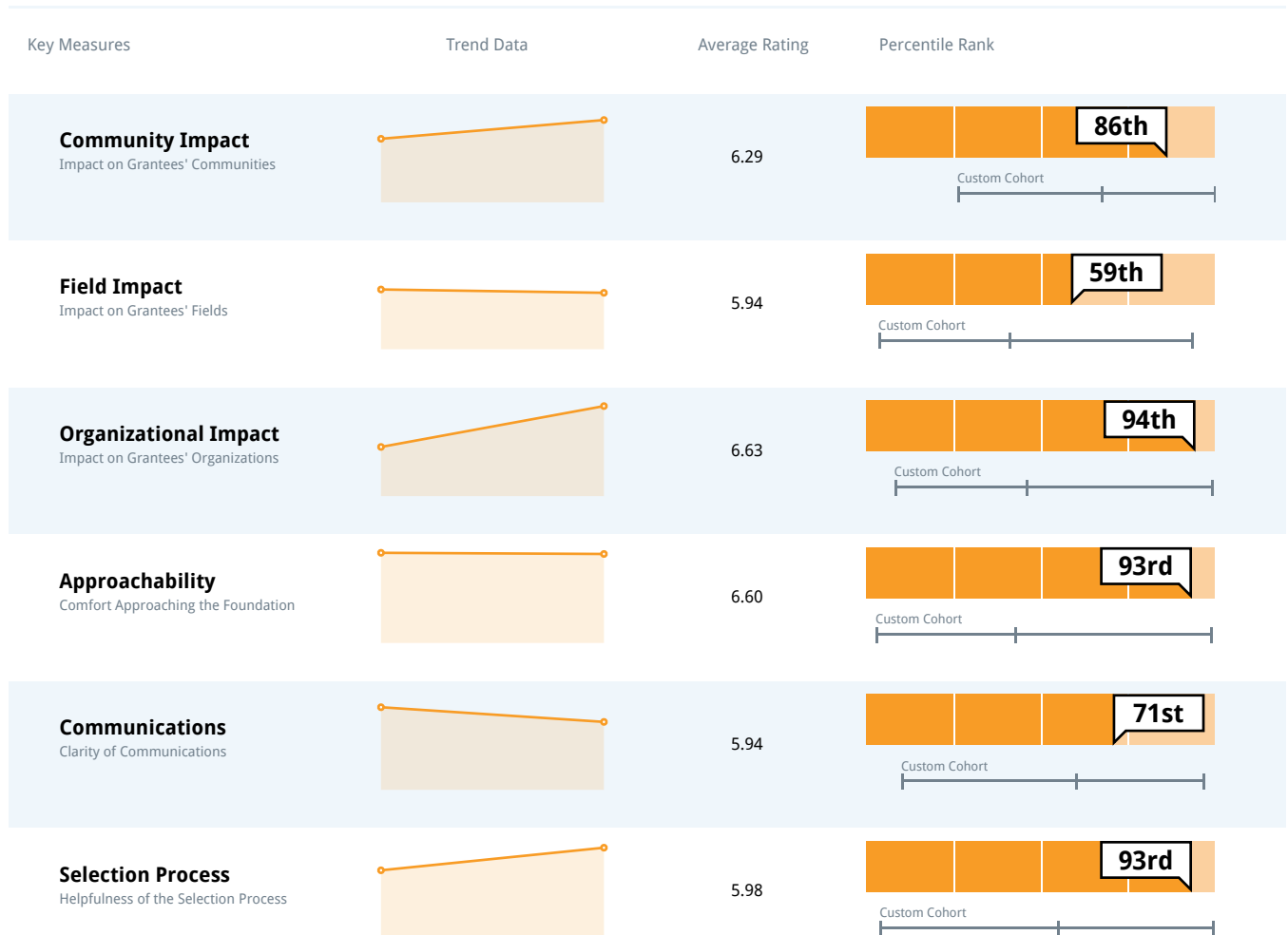
Many of the charts in this report are shown in this format. See below for an explanation of the chart elements.



Missing data: Selected grantee ratings are not displayed in this report due to changes in the survey instrument, or when a question received fewer than eight responses.

Key Ratings Summary

The following chart highlights a selection of your key results. Each of these data points corresponds to an individual survey measure that is displayed with additional detail in the subsequent pages of this report.



Survey Population

Survey	Survey Fielded	Survey Population	Number of Responses Received	Survey Response Rate
GRHF 2023	May and June 2023	98	64	65%
GRHF 2020	April and May 2020	123	76	62%

Survey Year	Year of Active Grants
GRHF 2020	2019

Throughout this report, Greater Rochester Health Foundation's survey results are compared to CEP's broader dataset of more than 50,000 grantee responses from over 300 funders built up over more than a decade of grantee surveys. A list of some funders who have recently participated in the GPR can be found at <https://cep.org/gpr-participants/>.

In order to protect the confidentiality of respondents results are not shown when CEP received fewer than ten responses to a specific question.

Subgroups

In addition to showing GRHF's overall ratings, this report shows ratings segmented by Program Area. The online version of this report also shows ratings segmented by Geographic Area, Respondent Gender, Respondent Person of Color Identity, and Respondents' Intersectional Identities

Program Area	Number of Responses
Responsive Grants	33
Racial Health Equity	17
NHSI and Healthy Equitable Futures	8

Geographic Area Served	Number of Responses
Serving Monroe	50
Not Serving Monroe	14

Grant Type	Number of Responses
Unrestricted Grant	18
Restricted Grant	45

Respondent Gender	Number of Responses
Identifies as a Man	12
Identifies as a Woman	45

Respondent Person of Color Identity (US Only)	Number of Responses
Does not identify as a Person of Color	34
Identifies as a Person of Color	26

Subgroup Methodology and Differences

The following page outlines the methodology used to determine the subgroups that are displayed in the report, along with any differences in grantee perceptions. Differences should be interpreted in the context of the Foundation's goals and strategy.

CEP conducts statistical analysis on groups of 8 or larger. Ratings described as "significantly" higher or lower reflect statistically significant differences at a P-value less than or equal to 0.1. Ratings described as "trending" higher or lower reflect a 0.3-point difference larger or smaller than the overall average rating.

Subgroup Methodology

Program Area: Using data grantees provided in the survey, CEP tagged grantees based on their program area Responsive Grants, Racial Health Equity, and NHSI and Healthy Equitable Futures.

Geographic Area Served: Using data grantees provided in the survey, CEP tagged grantees based on whether they do or do not serve Monroe.

Grant Type: Using data grantees provided in the survey, CEP tagged grantees based on whether they receive restricted or unrestricted funding.

Respondent Gender: Using data grantees provided in the survey, CEP tagged grantees based on their gender identity. Those segmented as "Identifies as a Man" selected "Man" only, and those segmented as "Identifies as a Woman" selected "Woman" only.

Respondent Person of Color Identity (US Only): Using data grantees provided in the survey, CEP tagged grantees based on their person of color identity.

Respondents' Intersectional Identities (US Only): Using data grantees provided in the survey, CEP tagged grantees based on their gender and person of color identity.

Subgroup Differences

Program Area: On many survey measures there are trends of differences across Program Areas. In general, Racial Health Equity trends higher and the combination of NHSI & Healthy Equitable Futures program grantees trend lower.

Geographic Area Served: Grantees that serve Monroe rate the Foundation higher when asked about its impact on the local community and understanding of Grantees' organizations. Grantees serving Monroe also rate the clarity of the funder's communication of its goals and strategy more positively than grantees who do not serve Monroe.

Grant Type: Grantees who received unrestricted funding rate the Foundation more positively when examining understanding of grantees' fields, the advancement of knowledge in the field, and the effect on public policy on grantees' fields. Those with unrestricted funding also rated the Foundation more positively when asked if grantees felt the funder would be open to feedback about the non-monetary support.

Respondent Gender: For more information, please see the ["Respondent Demographics"](#) section.

Respondent Person of Color Identity (US Only): For more information, please see the ["Respondent Demographics"](#) section.

Respondents' Intersectional Identities (US Only): For more information, please see the ["Respondent Demographics"](#) section.

Comparative Cohorts

Customized Cohort

GRHF selected a set of 12 funders to create a smaller comparison group that more closely resembles GRHF in scale and scope.

Custom Cohort

Advancing a Healthier Wisconsin Endowment
Episcopal Health Foundation
Greater Rochester Health Foundation
Headwaters Foundation
Interact for Health
Meyer Foundation
New York Health Foundation
Richmond Memorial Health Foundation
Saint Luke's Foundation
The Assisi Foundation of Memphis, Inc.
The John R. Oishei Foundation
The PATH Foundation

Standard Cohorts

CEP also included 18 standard cohorts to allow for comparisons to a variety of different types of funders.

Strategy Cohorts

Cohort Name	Count	Description
Small Grant Providers	36	Funders with median grant size of \$20K or less
Large Grant Providers	110	Funders with median grant size of \$200K or more
High Touch Funders	34	Funders for which a majority of grantees report having contact with their primary contact monthly or more often
Proactive Grantmakers	106	Funders that make at least 90% of grants by invitation only
Responsive Grantmakers	103	Funders that make at most 10% of grants by invitation only
Intermediary Funders	23	Funders that primarily regrant philanthropic dollars
International Funders	66	Funders that fund outside of their own country
European Funders	27	Funders that are headquartered in Europe

Annual Giving Cohorts

Cohort Name	Count	Description
Funders Giving Less Than \$5 Million	58	Funders with annual giving of less than \$5 million
Funders Giving \$50 Million or More	88	Funders with annual giving of \$50 million or more

Foundation Type Cohorts

Cohort Name	Count	Description
Private Foundations	170	All private foundations in the GPR dataset

Family Foundations	85	All family foundations in the GPR dataset
Community Foundations	41	All community foundations in the GPR dataset
Health Conversion Foundations	30	All health conversion foundations in the GPR dataset
Corporate Foundations	25	All corporate foundations in the GPR dataset

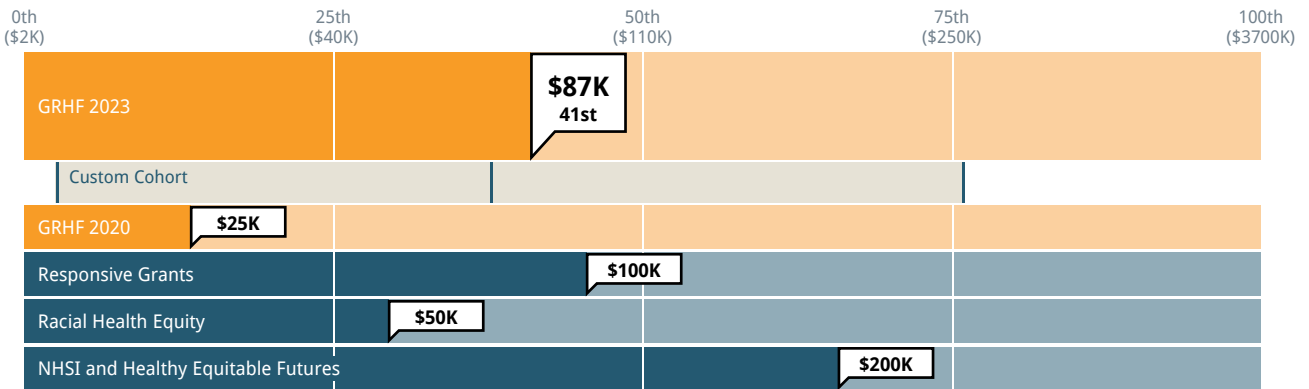
Other Cohorts

Cohort Name	Count	Description
Funders Outside the United States	42	Funders that are primarily based outside the United States
Recently Established Foundations	52	Funders that were established in 2000 or later
Funders Surveyed During COVID-19	172	Funders who surveyed grantees during COVID-19 (2020 - 2022)

Grantmaking Characteristics

Funders make different choices about the ways they organize themselves, structure their grants, and the types of grantees they support. The following charts and tables show some of these important characteristics. The information is based on self-reported data from funders and grantees, and further detail is available in the Contextual Data section of this report.

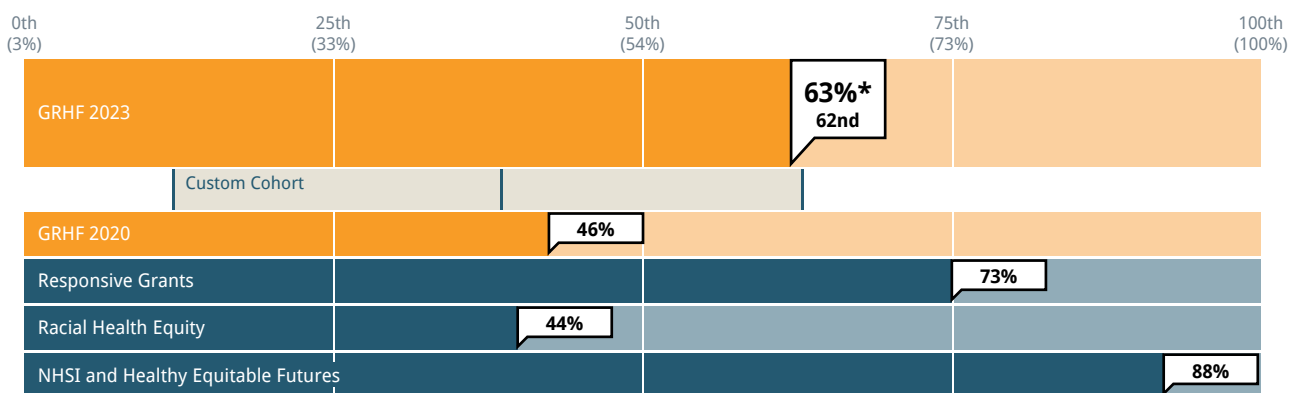
Median Grant Size



Cohort: Custom Cohort Past results: on Subgroup: Program Area

Proportion of Multi-year Grants

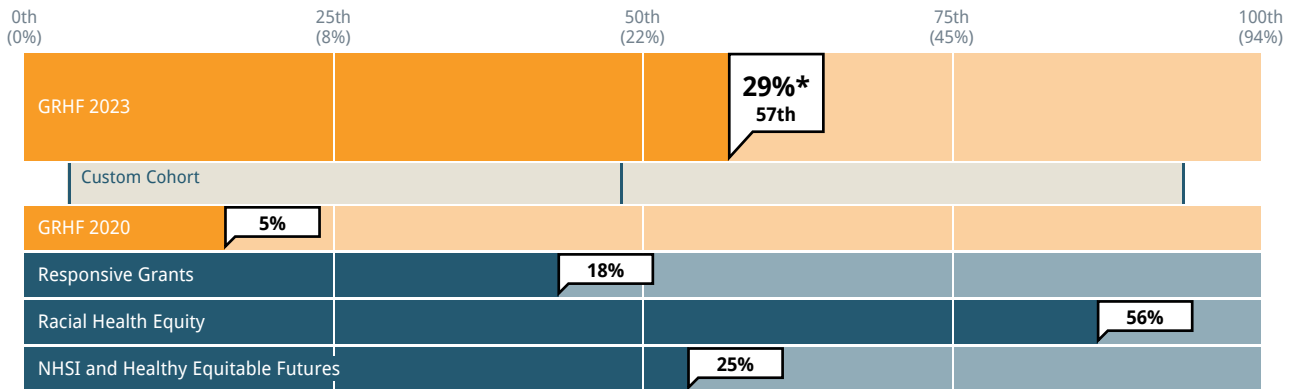
Proportion of grantees that report receiving grants for two years or longer



Cohort: Custom Cohort Past results: on Subgroup: Program Area

Proportion of Unrestricted Funding

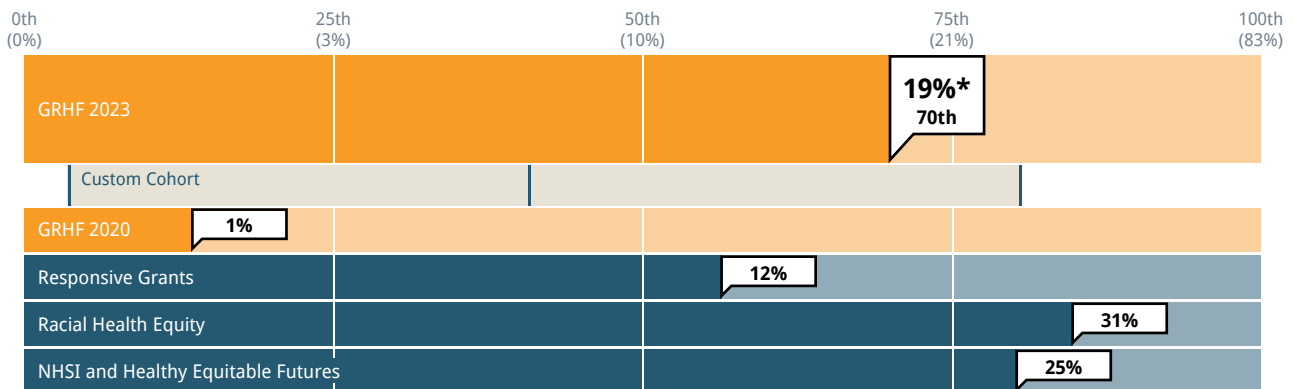
Proportion of grantees responding 'No, this funding was not restricted to a specific use (e.g., general operating, core support)'



Cohort: Custom Cohort Past results: on Subgroup: Program Area

Proportion of Multi-year Unrestricted Grants

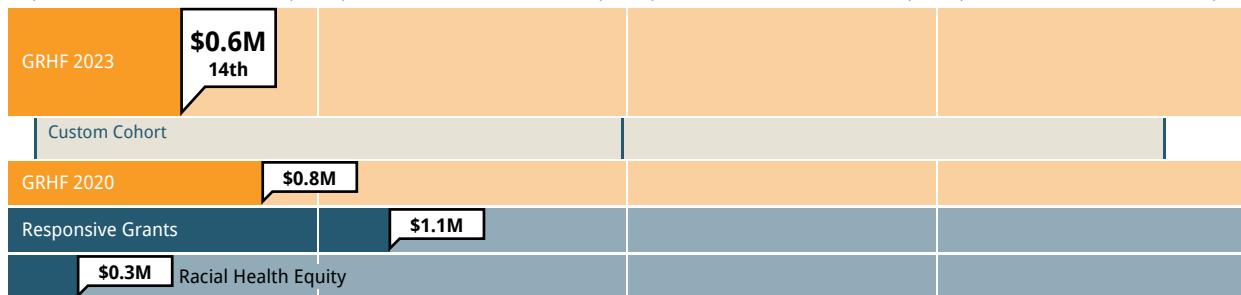
Proportion of grantees that report receiving grants for two years or longer and who report receiving general operating support funding that was not restricted to a specific use.



Cohort: Custom Cohort Past results: on Subgroup: Program Area

Median Organizational Budget

0th (\$0.0M) 25th (\$1.0M) 50th (\$1.7M) 75th (\$3.3M) 100th (\$86.0M)



Cohort: Custom Cohort Past results: on Subgroup: Program Area

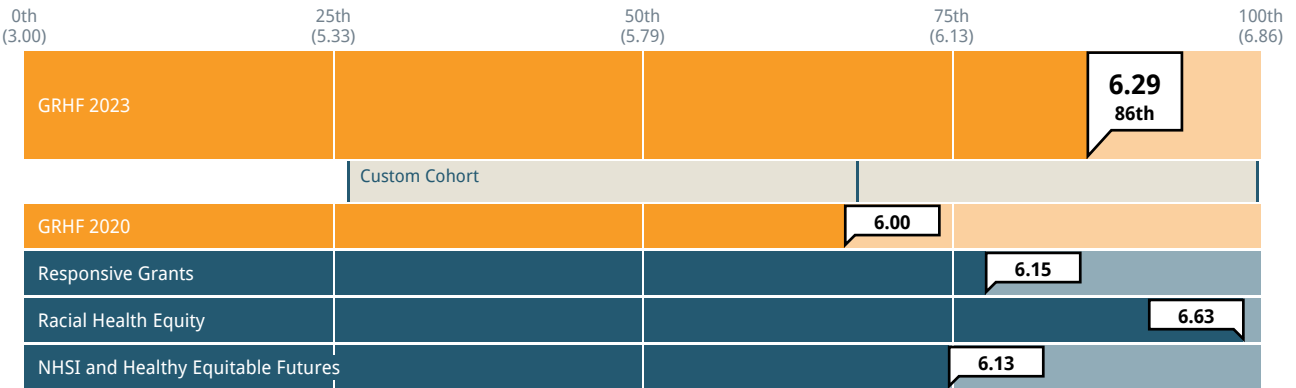
Selected Cohort: Custom Cohort				
Grant History	GRHF 2023	GRHF 2020	Average Funder	Custom Cohort
Percentage of first-time grants	45%	39%	29%	27%

Selected Cohort: Custom Cohort				
Program Staff Load	GRHF 2023	GRHF 2020	Median Funder	Custom Cohort
Dollars awarded per program full-time employee	\$1.5M	\$1.2M	\$2.6M	\$2M
Applications per program full-time employee	8	23	24	23
Active grants per program full-time employee	24	18	31	29

Impact on and Understanding of Grantees' Local Communities

Overall, how would you rate the Foundation's impact on your local community?

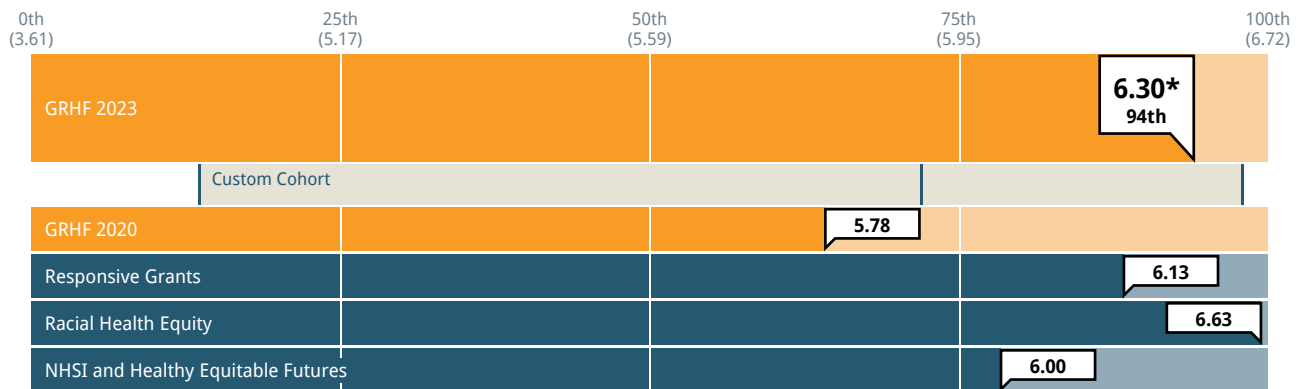
1 = No impact 7 = Significant positive impact



Cohort: Custom Cohort Past results: on Subgroup: Program Area

How well does the Foundation understand the local community in which you work?

1 = Limited understanding of the community 7 = Regarded as an expert in the community

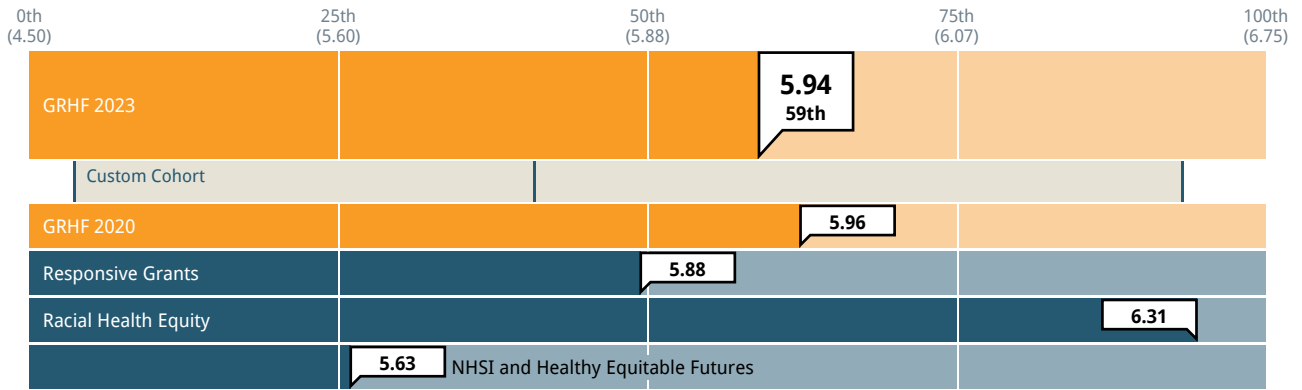


Cohort: Custom Cohort Past results: on Subgroup: Program Area

Impact on and Understanding of Grantees' Fields

Overall, how would you rate the Foundation's impact on your field?

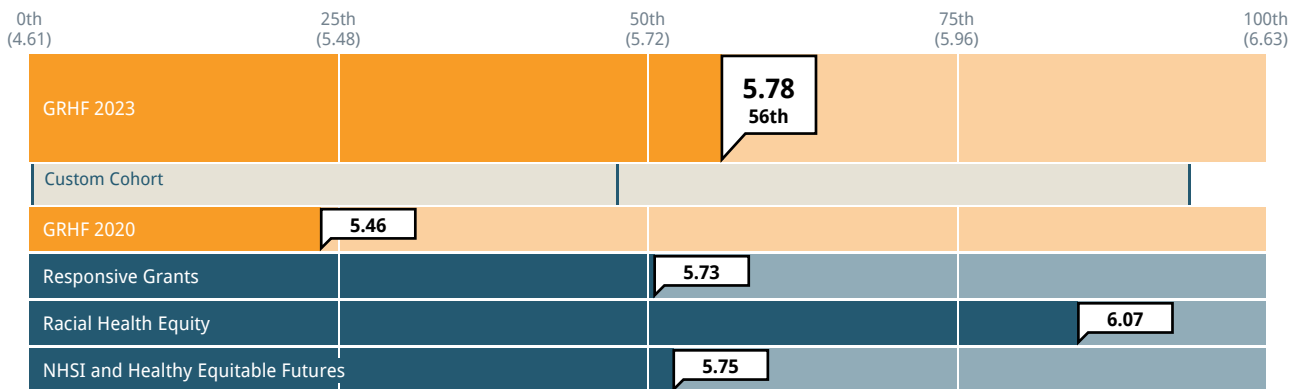
1 = No impact 7 = Significant positive impact



Cohort: Custom Cohort Past results: on Subgroup: Program Area

How well does the Foundation understand the field in which you work?

1 = Limited understanding of the field 7 = Regarded as an expert in the field

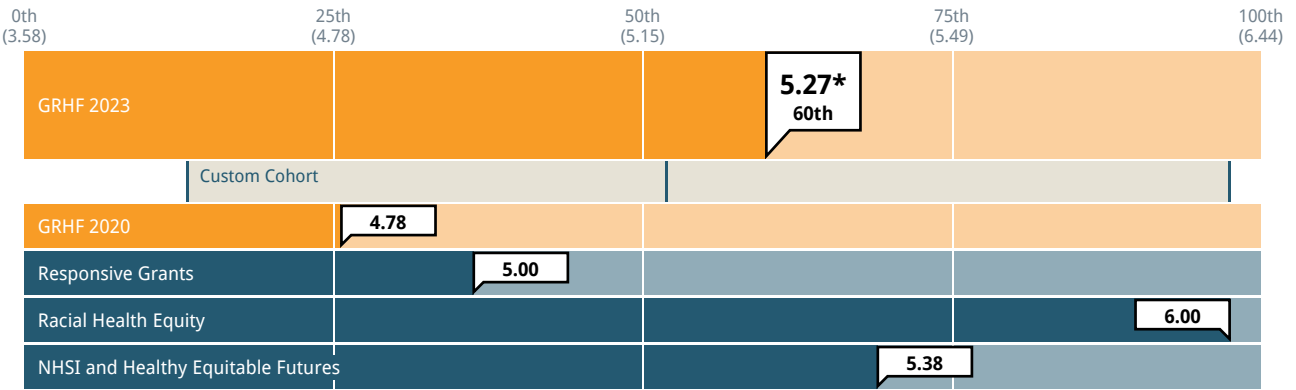


Cohort: Custom Cohort Past results: on Subgroup: Program Area

Advancing Knowledge and Public Policy

To what extent has the Foundation advanced the state of knowledge in your field?

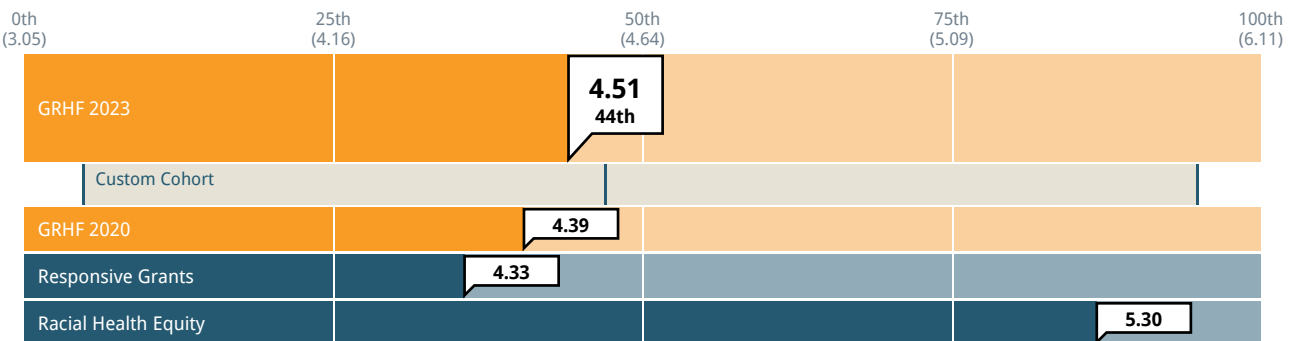
1 = Not at all 7 = Leads the field to new thinking and practice



Cohort: Custom Cohort Past results: on Subgroup: Program Area

To what extent has the Foundation affected public policy in your field?

1 = Not at all 7 = Major influence on shaping public policy

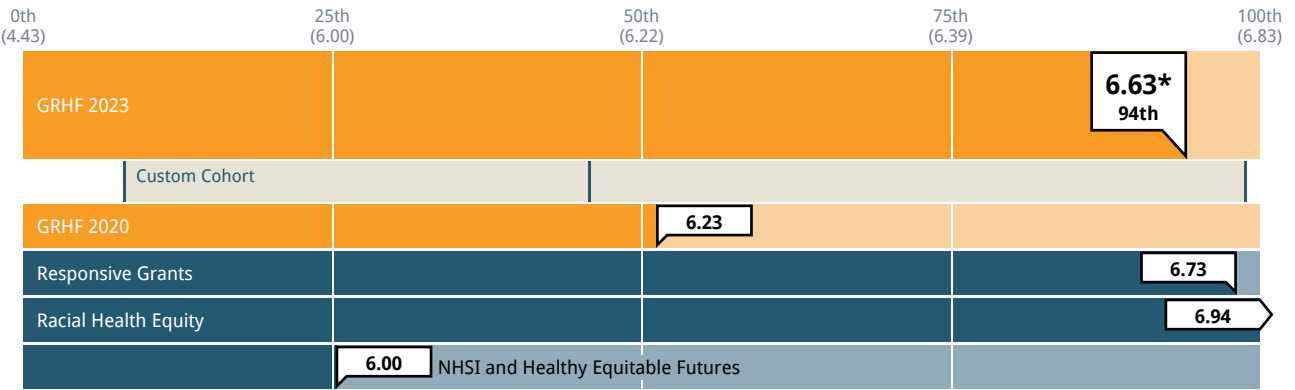


Cohort: Custom Cohort Past results: on Subgroup: Program Area

Impact on and Understanding of Grantees' Organizations

Overall, how would you rate the Foundation's impact on your organization?

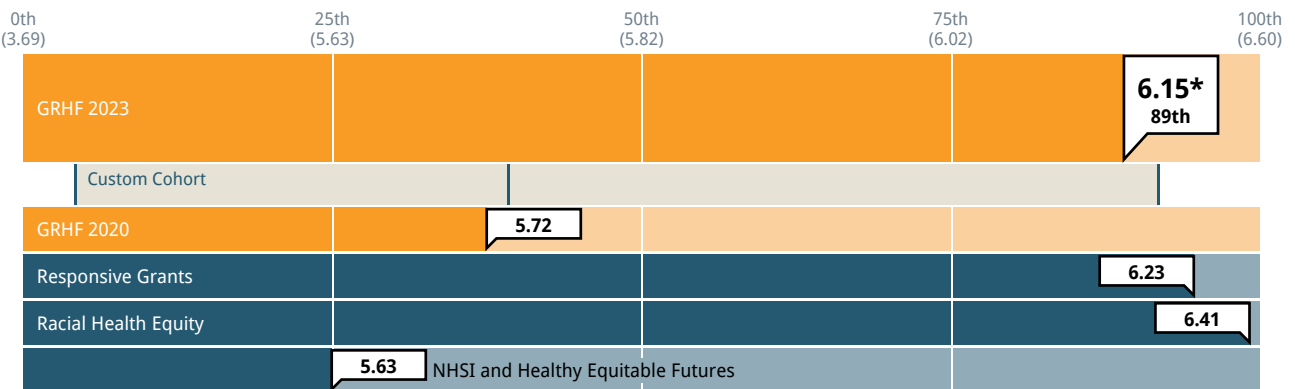
1 = No impact 7 = Significant positive impact



Cohort: Custom Cohort Past results: on Subgroup: Program Area

How well does the Foundation understand your organization's strategy and goals?

1 = Limited understanding 7 = Thorough understanding

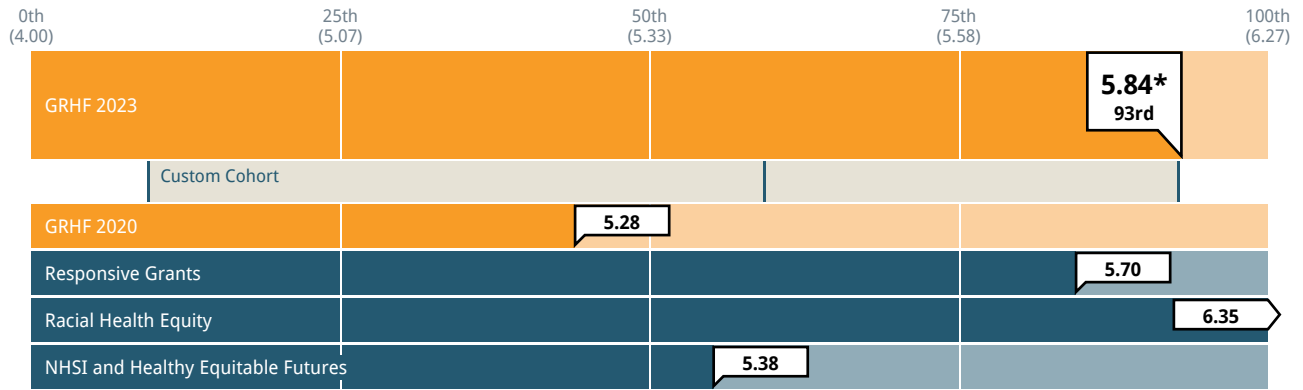


Cohort: Custom Cohort Past results: on Subgroup: Program Area

Grantee Challenges

How aware is the Foundation of the challenges that your organization is facing?

1 = Not at all aware 7 = Extremely aware



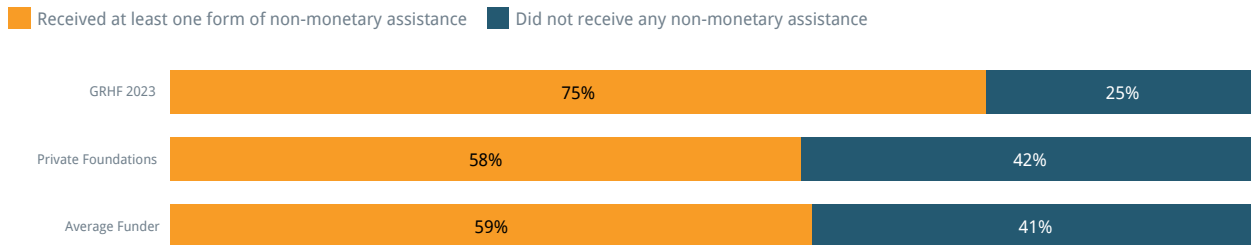
Cohort: Custom Cohort Past results: on Subgroup: Program Area

Non-Monetary Assistance

Note: Respondents could select all forms of non-monetary assistance they received in the survey. Therefore, the following chart provides a summary of the proportion of grantees who indicated that they received at least one form of non-monetary assistance.

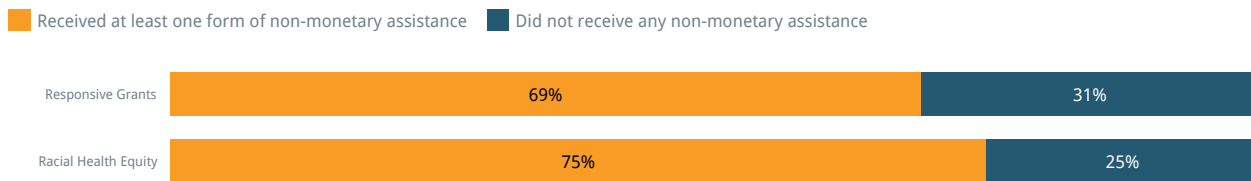
The following questions were recently added to the grantee survey and depict comparative data from fewer than 50 funders in the dataset.

Proportion of Grantees Receiving Non-Monetary Assistance



Cohort: Private Foundations Past results: on

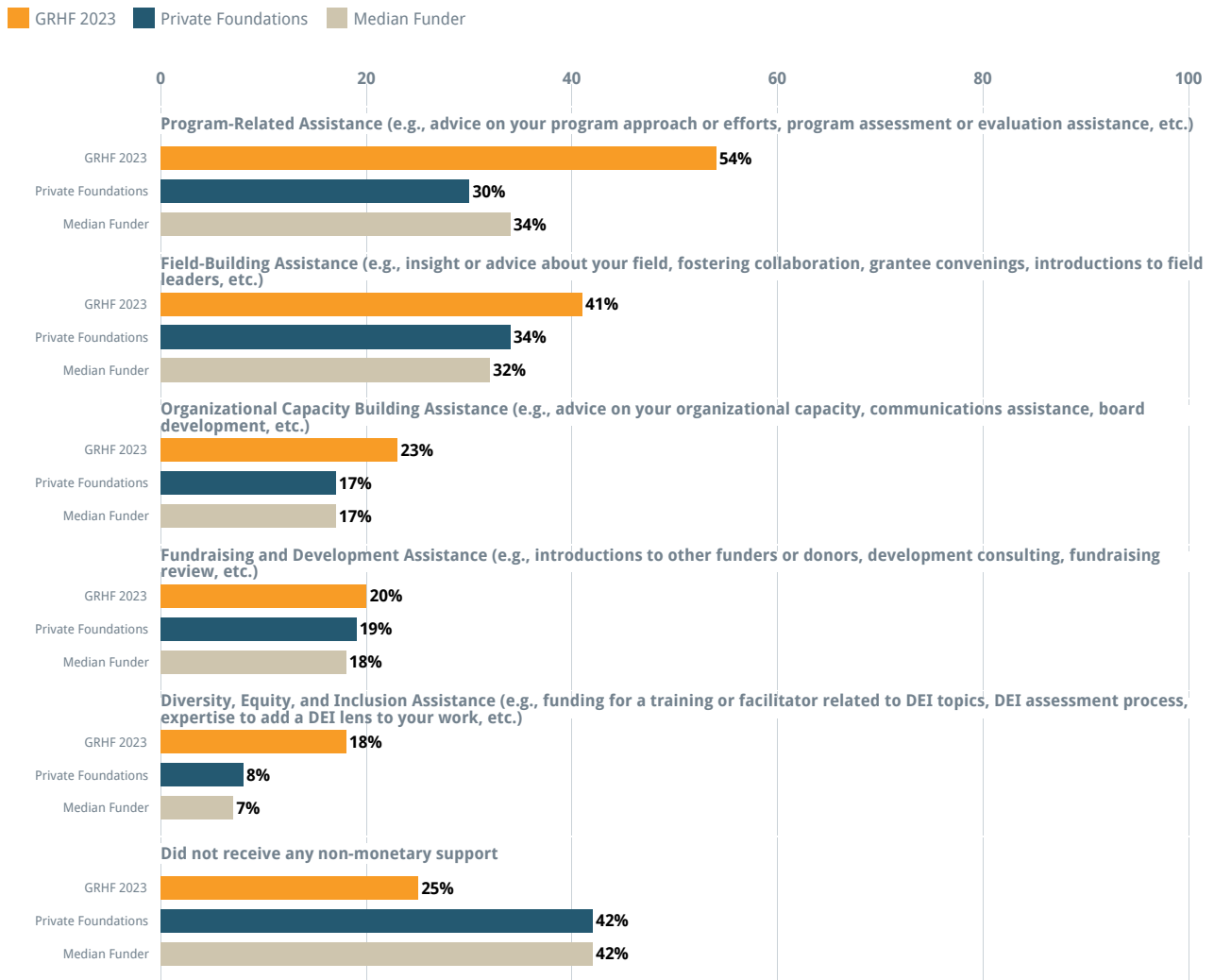
Proportion of Grantees Receiving Non-Monetary Assistance - By Subgroup



Subgroup: Program Area

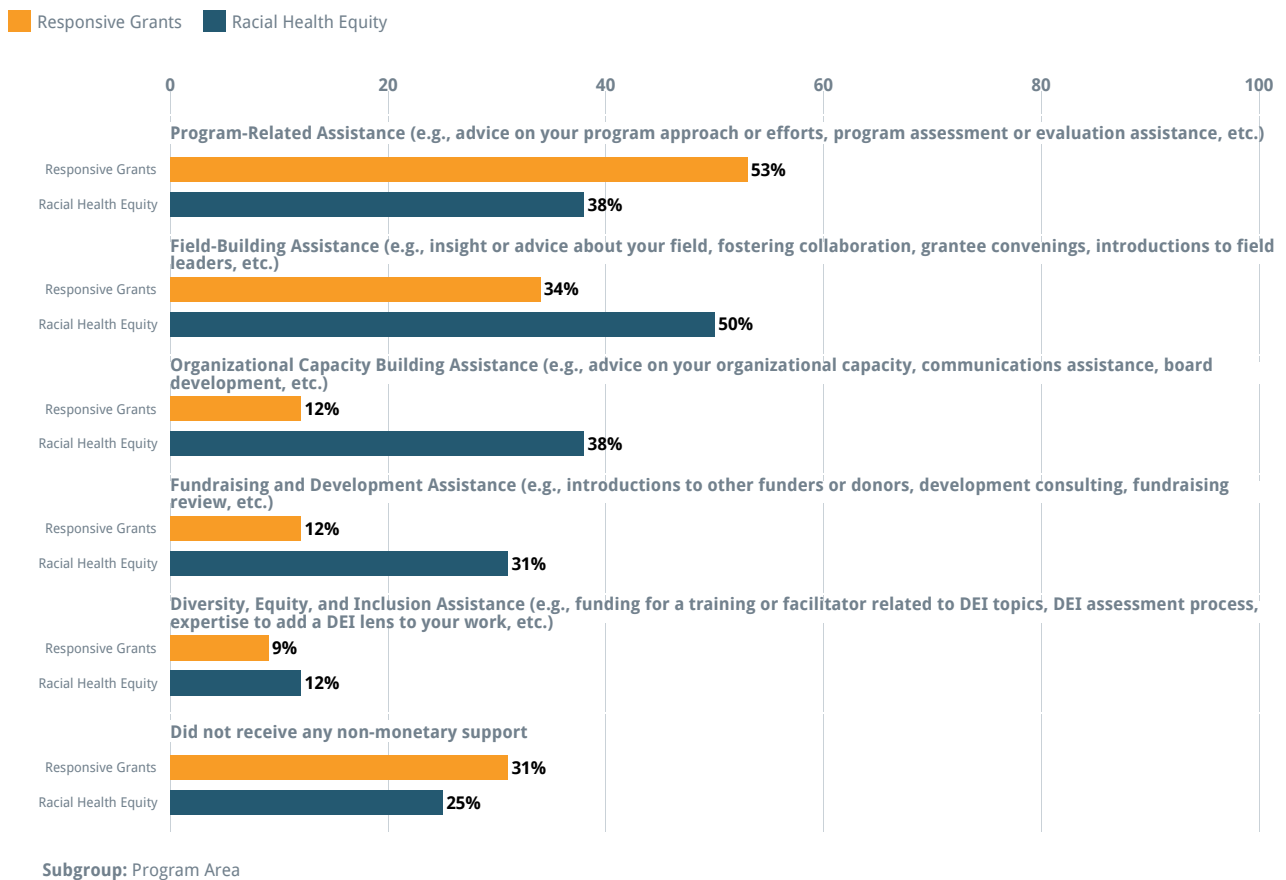
In the survey, respondents were asked about the the non-monetary assistance they received in a check-all-that-apply format. Therefore, the following charts provide greater detail on the previous non-monetary assistance question.

Please indicate any types of non-monetary assistance that were a component of what you received from the Foundation (from staff or a third party paid for by the Foundation).



Cohort: Private Foundations Past results: on

Please indicate any types of non-monetary assistance that were a component of what you received from the Foundation (from staff or a third party paid for by the Foundation). - By Subgroup

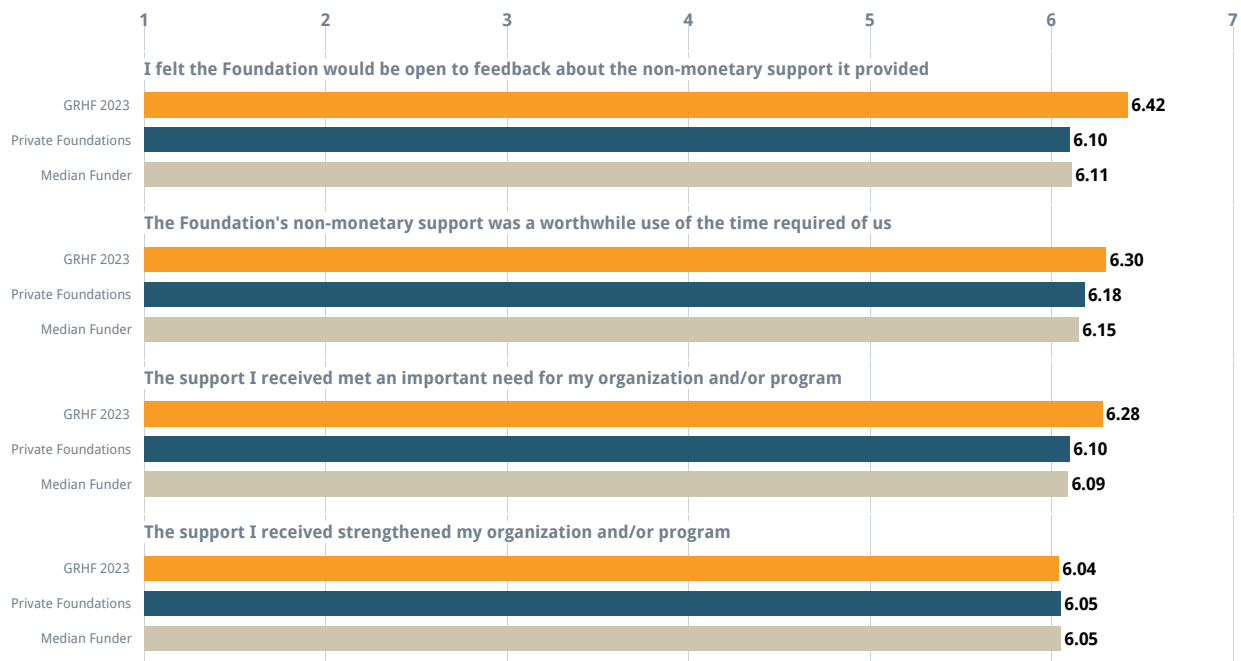


Note: The following question was asked only of grantees who indicated receiving at least one form of non-monetary assistance in the previous question.

Please rate the extent to which you agree with the following statements about the non-monetary support you received from the Foundation:

1 = Not at all 7 = To a great extent

GRHF 2023 Private Foundations Median Funder

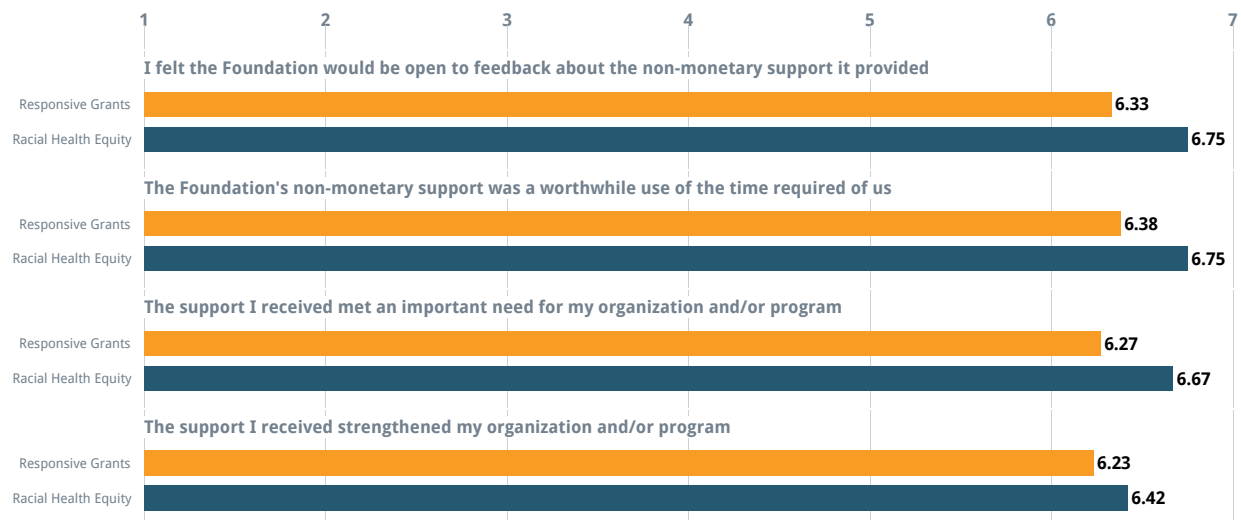


Cohort: Private Foundations Past results: on

Please rate the extent to which you agree with the following statements about the non-monetary support you received from the Foundation: - By Subgroup

1 = Not at all 7 = To a great extent

Responsive Grants Racial Health Equity

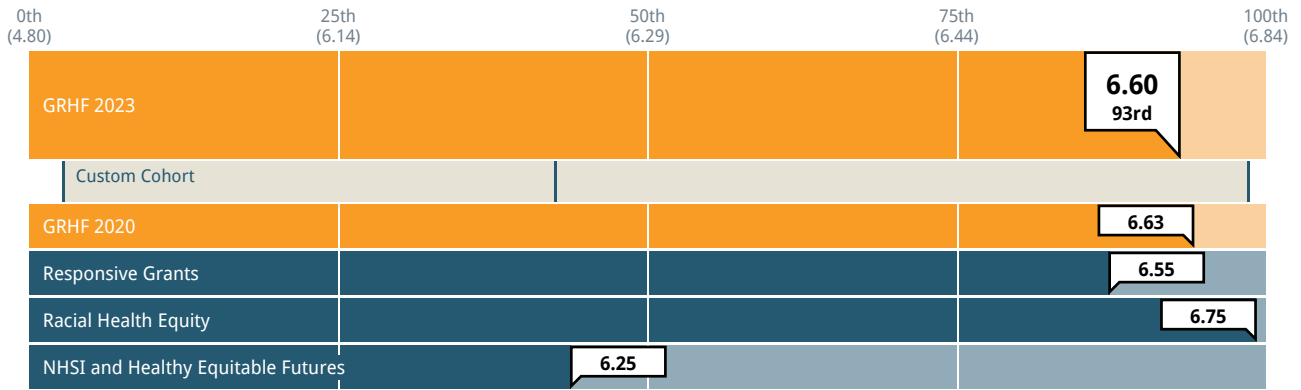


Subgroup: Program Area

Funder-Grantee Relationships

How comfortable do you feel approaching the Foundation if a problem arises?

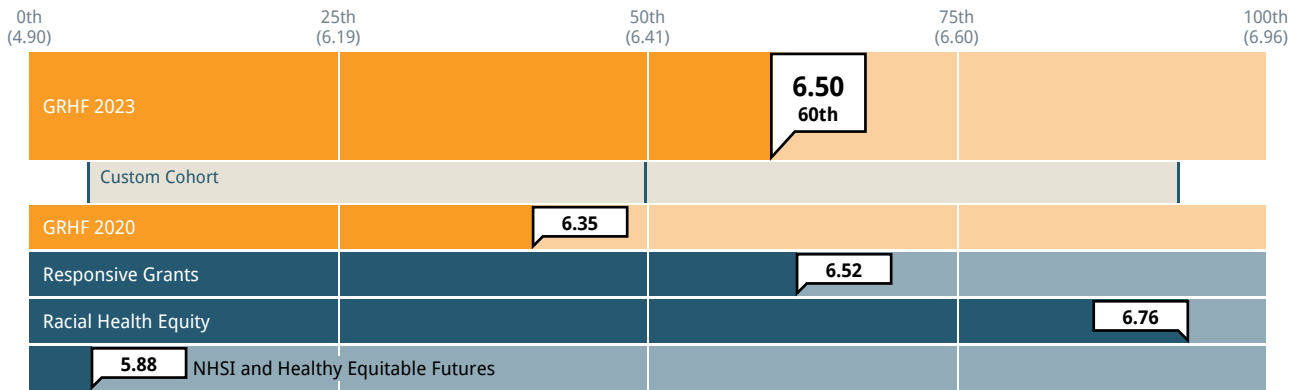
1 = Not at all comfortable 7 = Extremely comfortable



Cohort: Custom Cohort Past results: on Subgroup: Program Area

Overall, how responsive was Foundation staff?

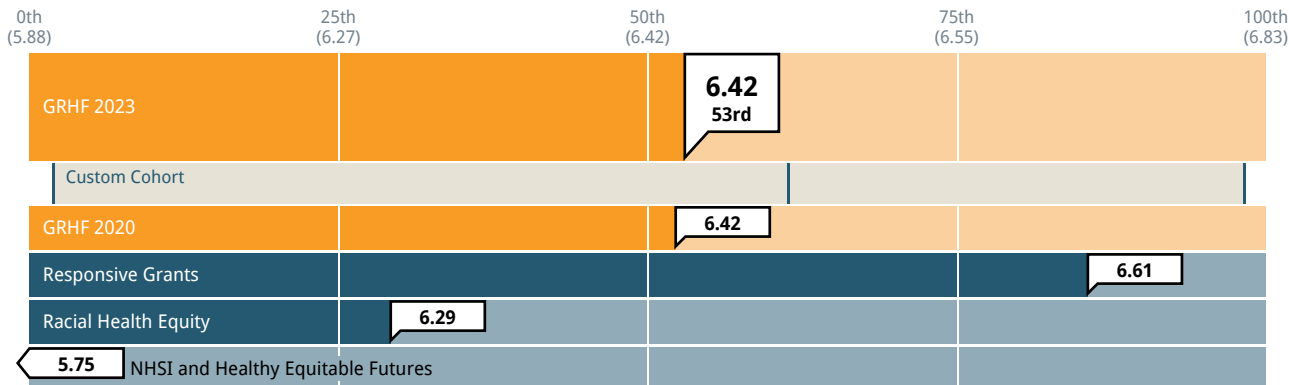
1 = Not at all responsive 7 = Extremely responsive



Cohort: Custom Cohort Past results: on Subgroup: Program Area

To what extent did the Foundation exhibit trust in your organization's staff during this grant?

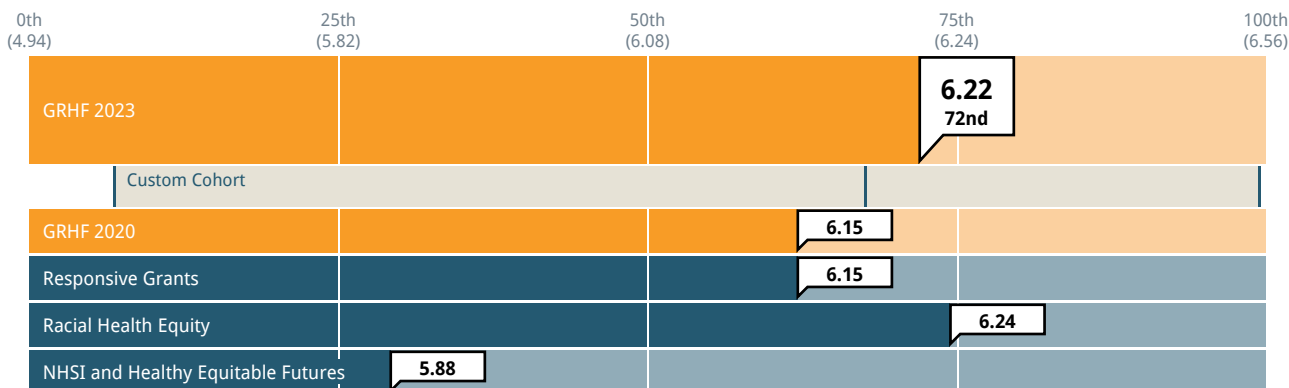
1 = Not at all 4 = Somewhat 7 = To a great extent



Cohort: Custom Cohort Past results: on Subgroup: Program Area

To what extent did the Foundation exhibit candor about the Foundation's perspectives on your work during this grant?

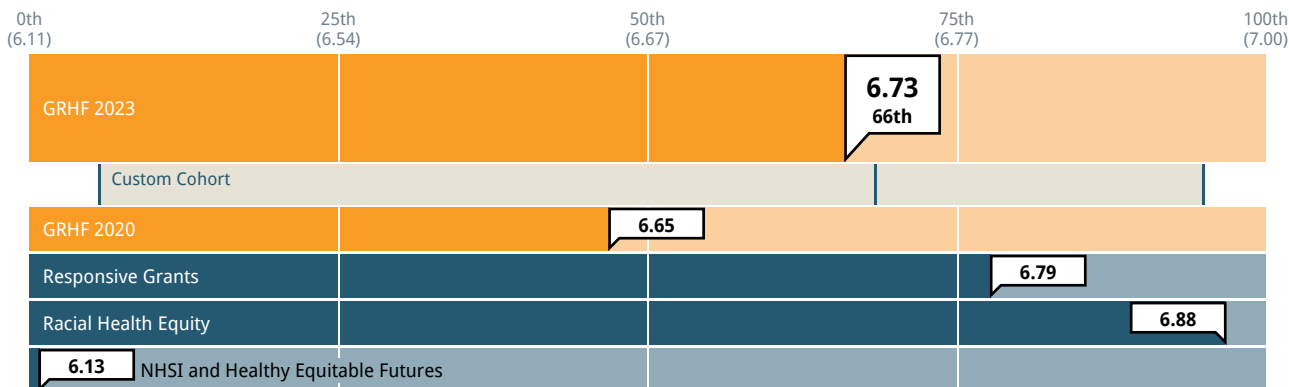
1 = Not at all 4 = Somewhat 7 = To a great extent



Cohort: Custom Cohort Past results: on Subgroup: Program Area

To what extent did the Foundation exhibit respectful interaction during this grant?

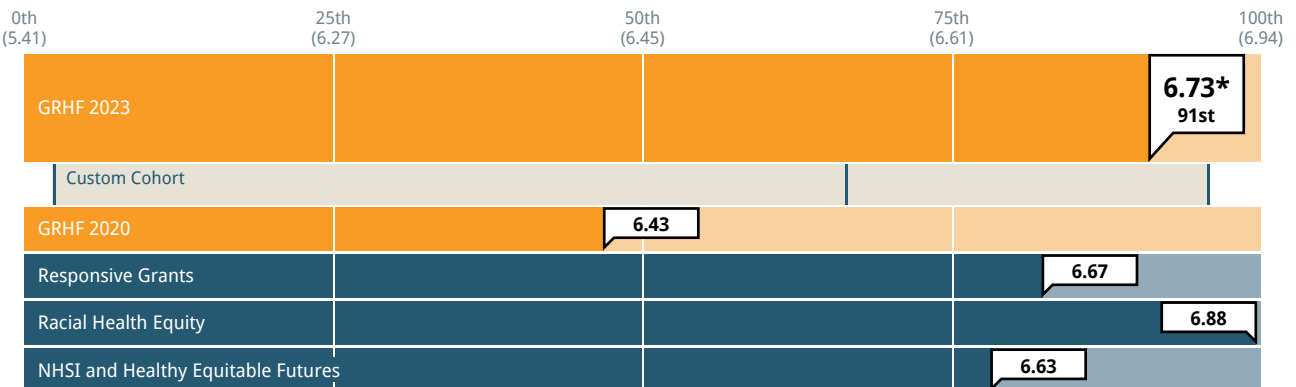
1 = Not at all 4 = Somewhat 7 = To a great extent



Cohort: Custom Cohort Past results: on Subgroup: Program Area

To what extent did the Foundation exhibit compassion for those affected by your work during this grant?

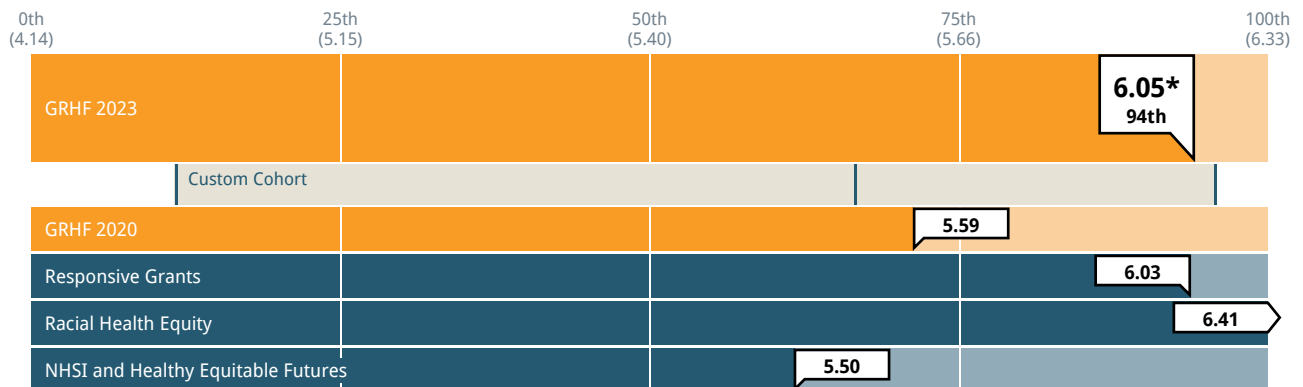
1 = Not at all 4 = Somewhat 7 = To a great extent



Cohort: Custom Cohort Past results: on Subgroup: Program Area

To what extent is the Foundation open to ideas from grantees about its strategy?

1 = Not at all 7 = To a great extent

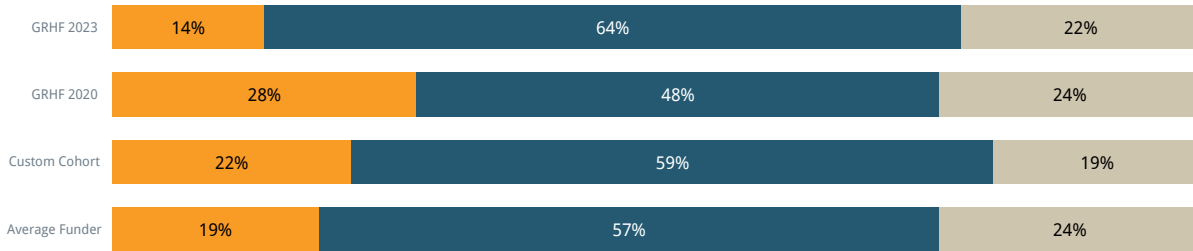


Cohort: Custom Cohort Past results: on Subgroup: Program Area

Interaction Patterns

How often do/did you have contact with your program officer during this grant?

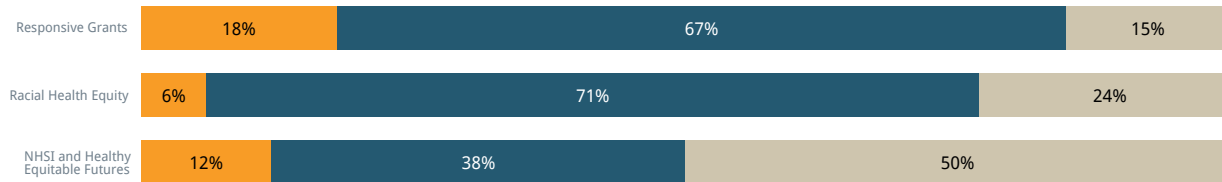
Yearly or less often Once every few months Monthly or more often



Cohort: Custom Cohort Past results: on

How often do/did you have contact with your program officer during this grant? - By Subgroup

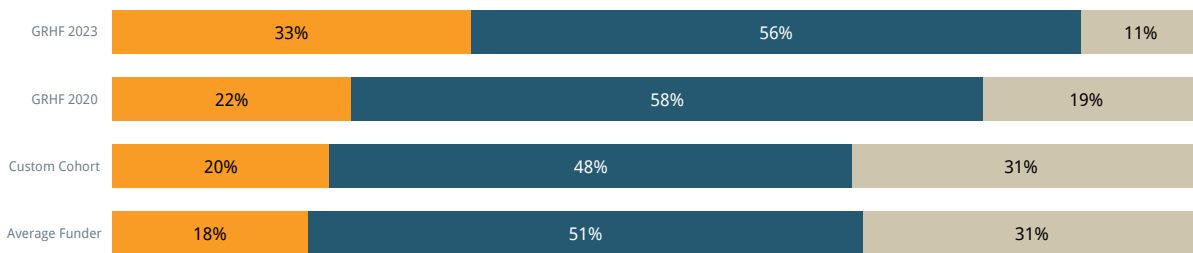
Yearly or less often Once every few months Monthly or more often



Subgroup: Program Area

Who most frequently initiated the contact you had with your program officer during this grant?

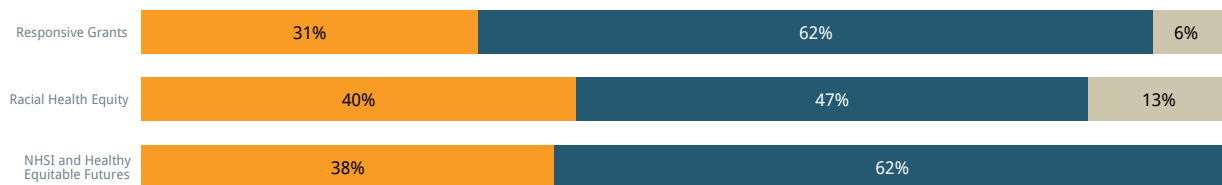
Program Officer Both of equal frequency Grantee



Cohort: Custom Cohort Past results: on

Who most frequently initiated the contact you had with your program officer during this grant? - By Subgroup

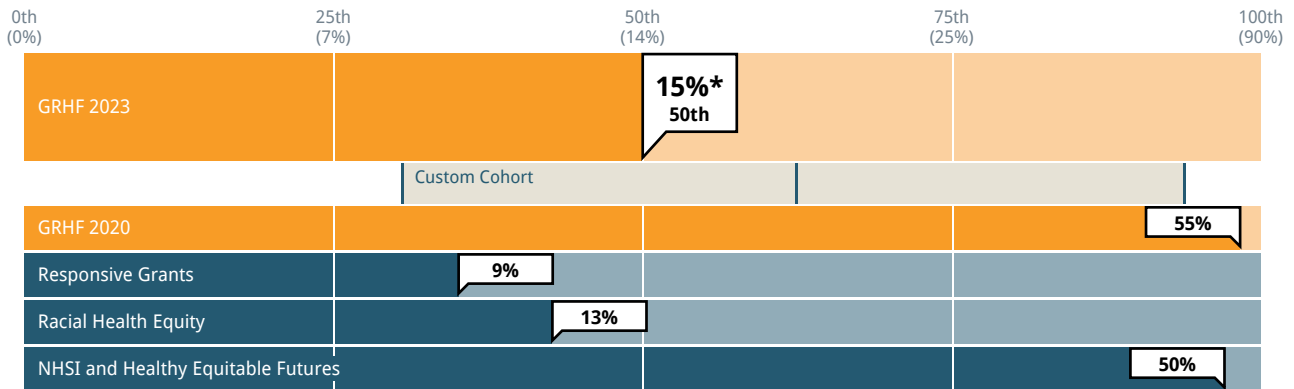
Program Officer Both of equal frequency Grantee



Subgroup: Program Area

Has your main contact at the Foundation changed in the past six months?

Proportion of grantees responding 'Yes'



Cohort: Custom Cohort Past results: on Subgroup: Program Area

Please note that CEP recently modified the following question. The prior question was: "At any point during this grant, including the submission process, did the Foundation staff visit your offices or programs?" The question anchors have not been modified.

At any point during this grant, including the submission process, did Foundation staff conduct a site visit?

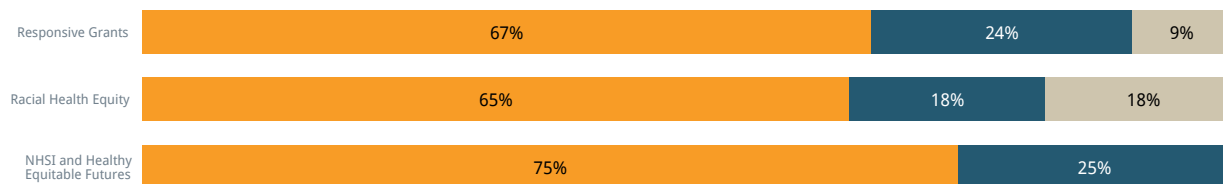
Yes, in person and/or virtual No Don't know



Cohort: Private Foundations Past results: on

At any point during this grant, including the submission process, did Foundation staff conduct a site visit? - By Subgroup

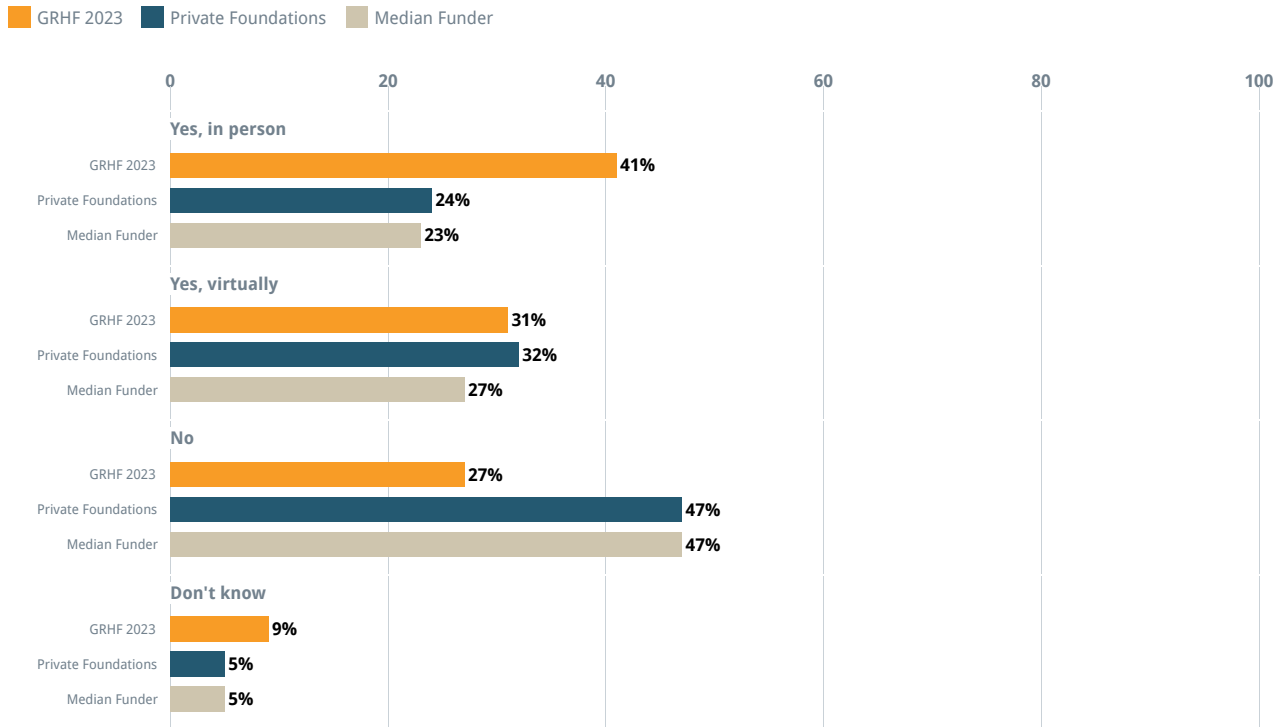
Yes, in person and/or virtual No Don't know



Subgroup: Program Area

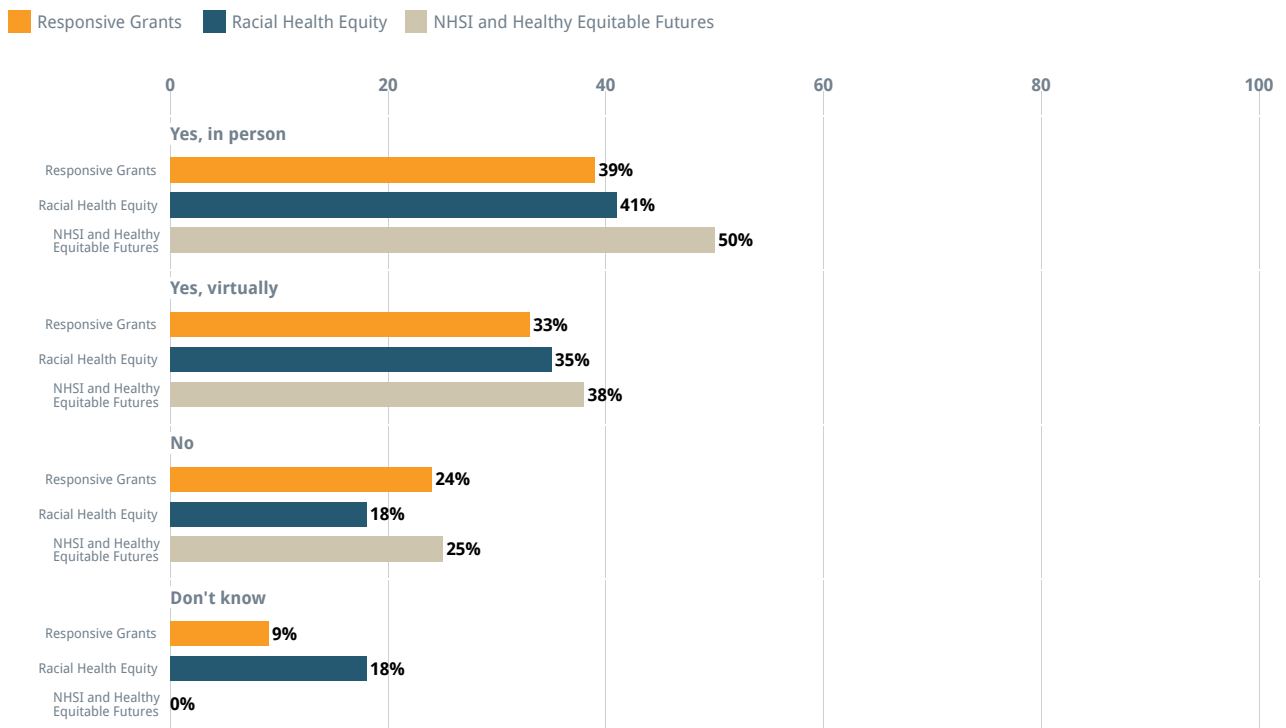
In the survey, respondents were asked the site visit question in a check-all-that-apply format. Therefore, the following charts provide greater detail on the previous site visit question.

At any point during this grant, including the submission process, did Foundation staff conduct a site visit?



Cohort: Private Foundations Past results: on

At any point during this grant, including the submission process, did Foundation staff conduct a site visit? - By Subgroup

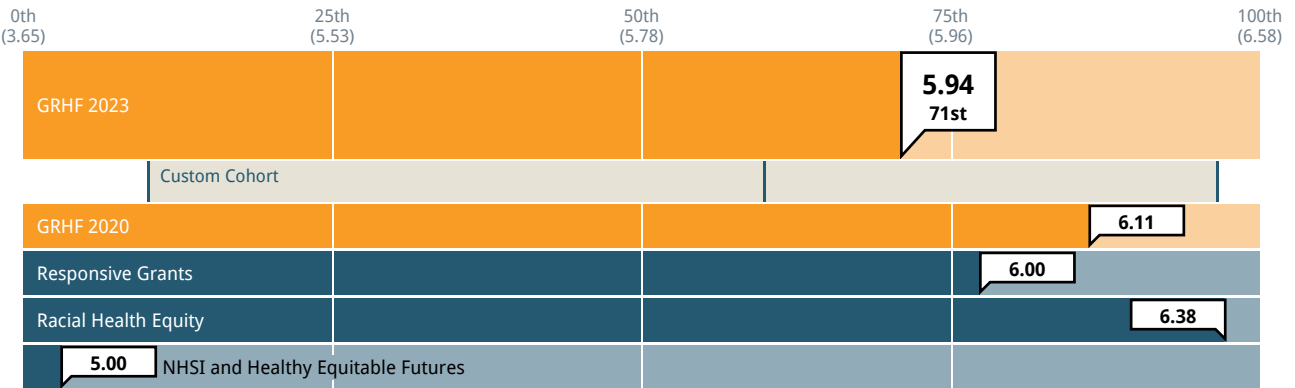


Subgroup: Program Area

Communication

How clearly has the Foundation communicated its goals and strategy to you?

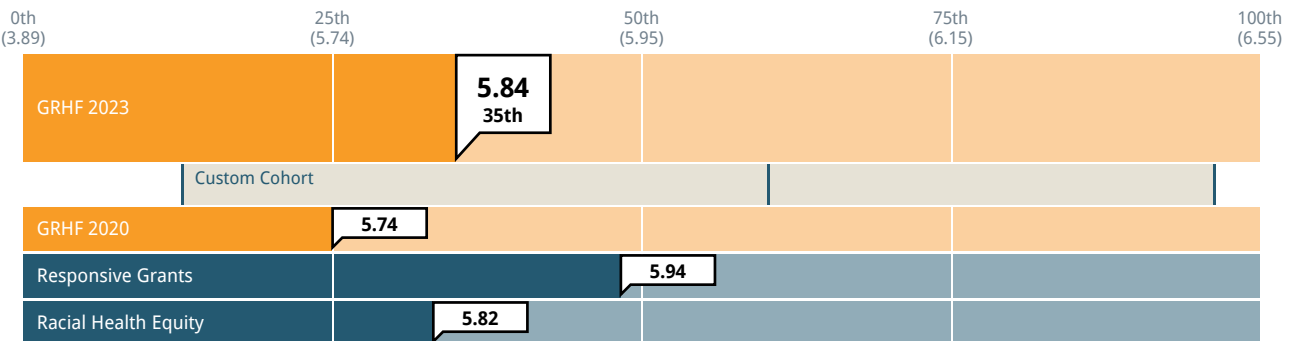
1 = Not at all clearly 7 = Extremely clearly



Cohort: Custom Cohort Past results: on Subgroup: Program Area

How consistent was the information provided by different communication resources, both personal and written, that you used to learn about the Foundation?

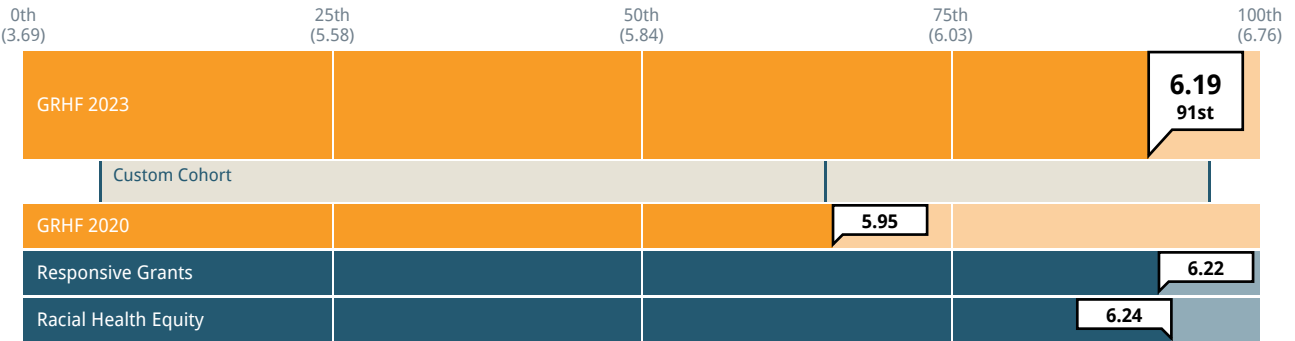
1 = Not at all consistent 7 = Completely consistent



Cohort: Custom Cohort Past results: on Subgroup: Program Area

Overall, how transparent is the Foundation with your organization?

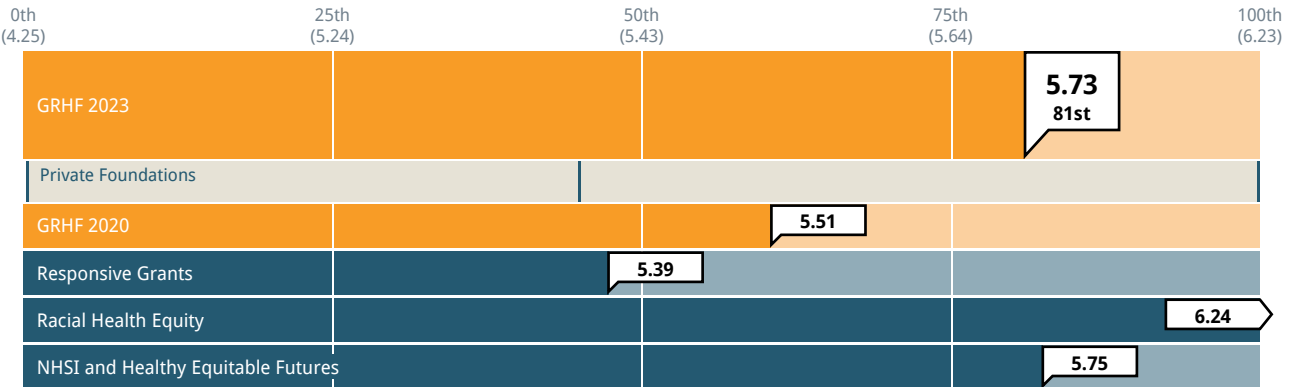
1 = Not at all transparent 7 = Extremely transparent



Cohort: Custom Cohort Past results: on Subgroup: Program Area

How well do you understand the way in which the work funded by this grant fits into the Foundation's broader efforts?

1 = Limited understanding 7 = Thorough understanding

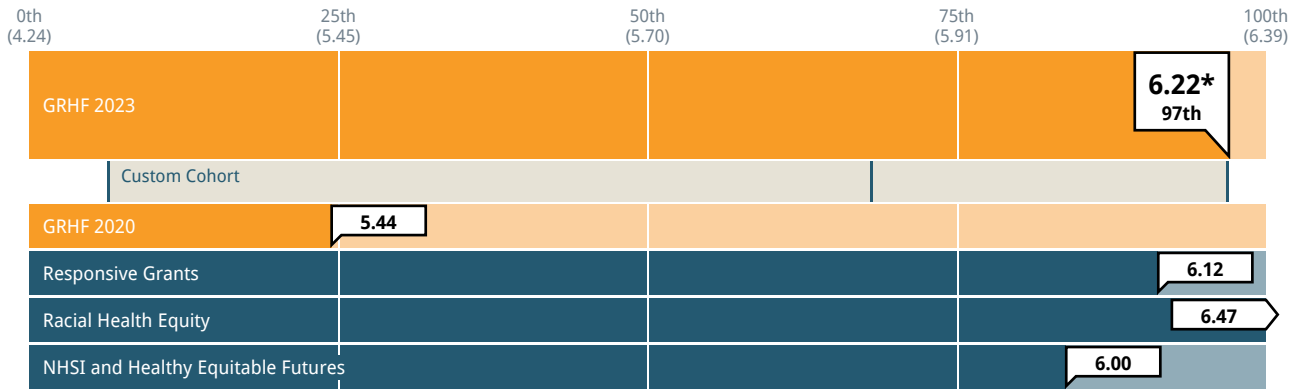


Cohort: Private Foundations Past results: on Subgroup: Program Area

Contextual Understanding

How well does the Foundation understand the social, cultural, or socioeconomic factors that affect your work?

1 = Limited understanding 7 = Thorough understanding

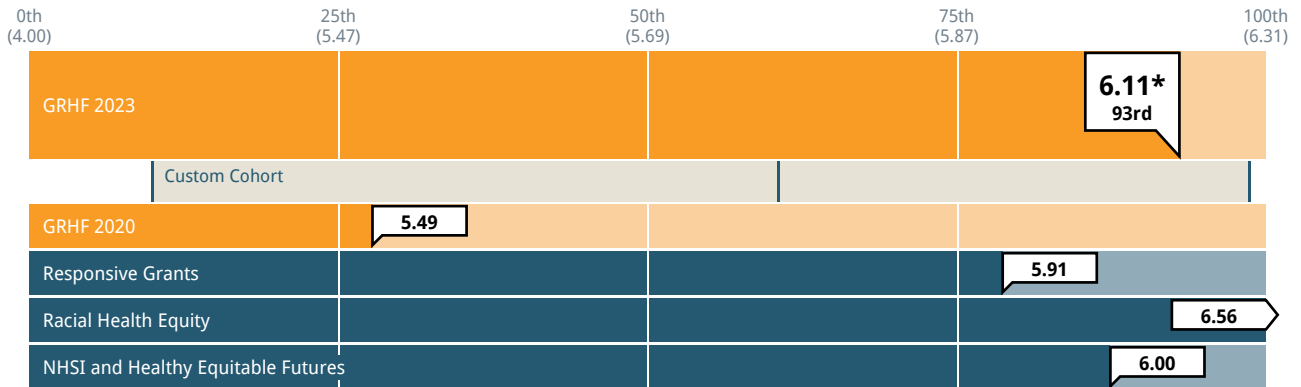


Cohort: Custom Cohort Past results: on Subgroup: Program Area

In the following questions, we use the phrase “the people and communities that you serve” to refer to those your organization seeks to serve through the services and/or programs it provides.

How well does the Foundation understand the needs of the people and communities that you serve?

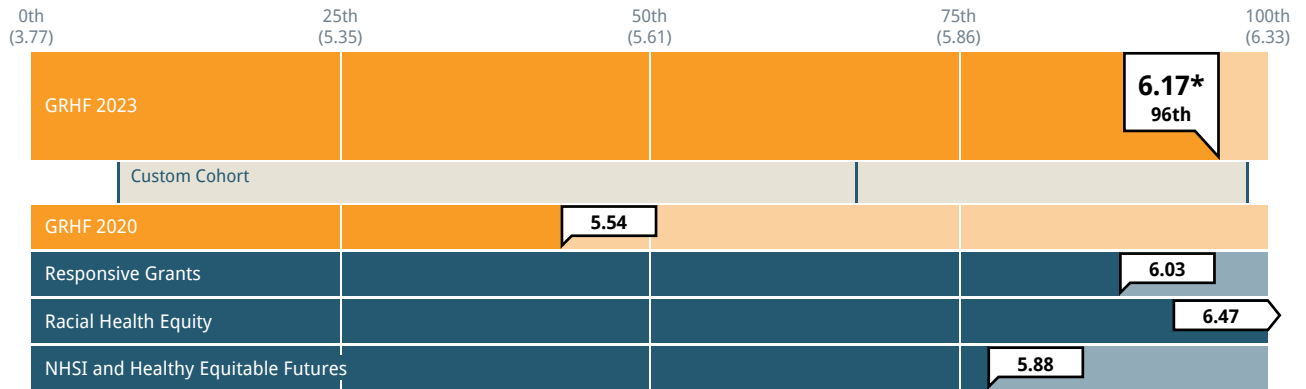
1 = Limited understanding 7 = Thorough understanding



Cohort: Custom Cohort Past results: on Subgroup: Program Area

To what extent do the Foundation's funding priorities reflect a deep understanding of the needs of the people and communities that you serve?

1 = Not at all 7 = To a great extent



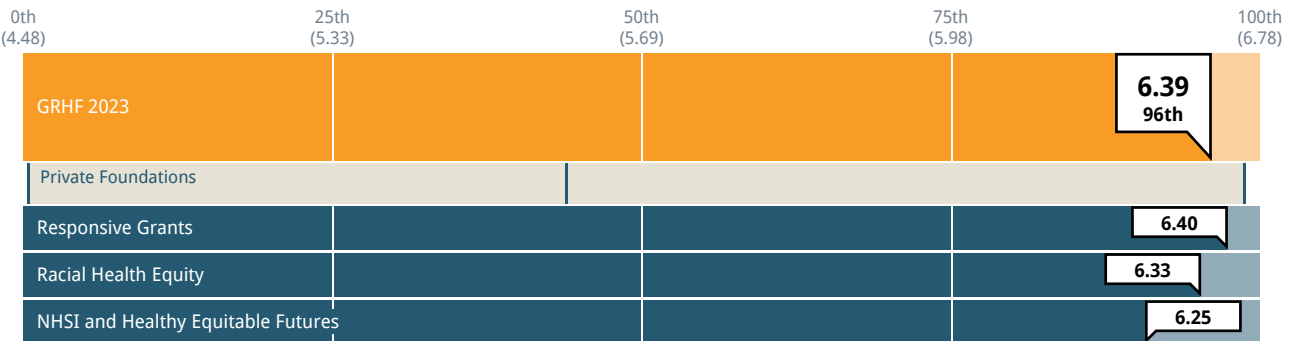
Cohort: Custom Cohort Past results: on Subgroup: Program Area

Diversity, Equity, and Inclusion

Please rate the extent to which you agree or disagree with the following statements about diversity, equity, and inclusion:

The Foundation has clearly communicated what racial and health equity, diversity, and inclusion means for its work

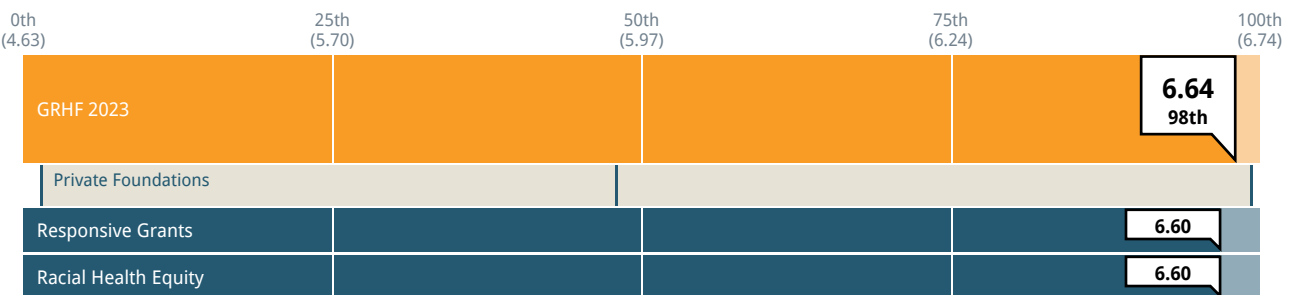
1 = Strongly disagree 4 = Neither agree nor disagree 7 = Strongly agree



Cohort: Private Foundations Past results: on Subgroup: Program Area

Overall, the Foundation demonstrates an explicit commitment to racial and health equity, diversity, and inclusion in its work

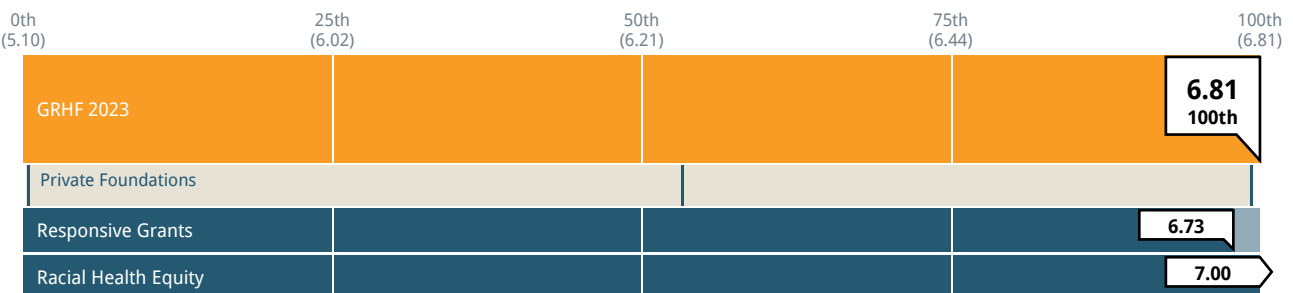
1 = Strongly disagree 4 = Neither agree nor disagree 7 = Strongly agree



Cohort: Private Foundations Past results: on Subgroup: Program Area

Overall, most staff I have interacted with at the Foundation embody a strong commitment to racial and health equity, diversity, and inclusion

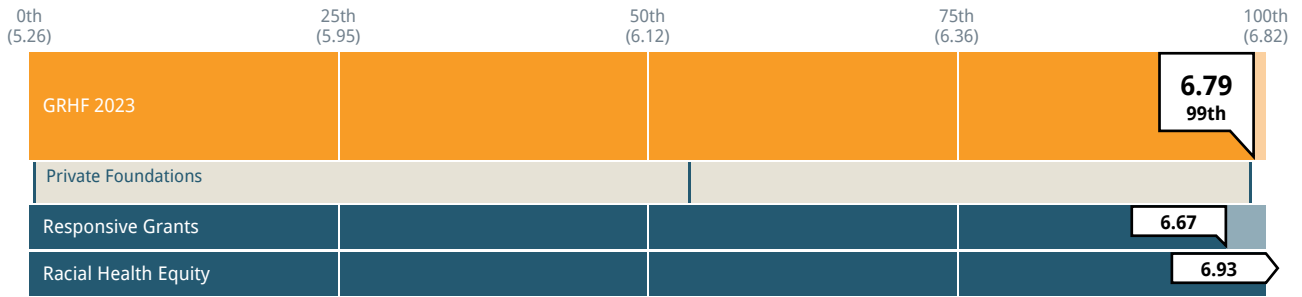
1 = Strongly disagree 4 = Neither agree nor disagree 7 = Strongly agree



Cohort: Private Foundations Past results: on Subgroup: Program Area

I believe that the Foundation is committed to combatting racism

1 = Strongly disagree 4 = Neither agree nor disagree 7 = Strongly agree

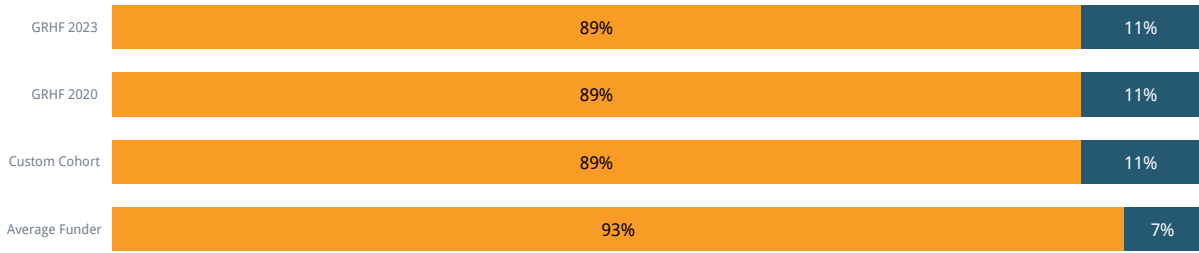


Cohort: Private Foundations Past results: on Subgroup: Program Area

Grant Processes

Did you submit a proposal to the Foundation for this grant?

Submitted a proposal Did not submit a proposal



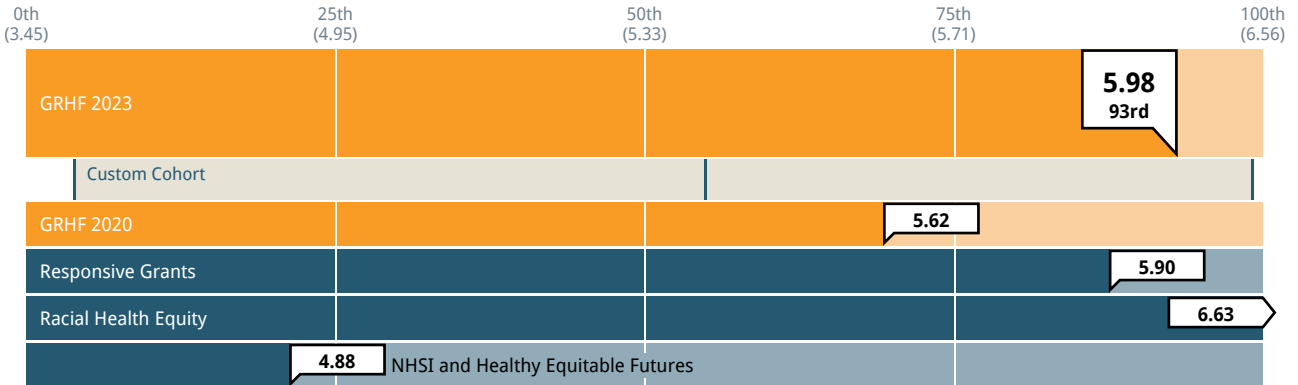
Cohort: Custom Cohort Past results: on

Selection Process

Please note that CEP modified the following question in 2022. The prior question text was: "How helpful was participating in the Foundation's selection process in strengthening the organization/program funded by the grant?" The corresponding anchors were "not at all helpful" and "extremely helpful."

To what extent was the Foundation's submission process a helpful opportunity to strengthen the efforts funded by the grant?

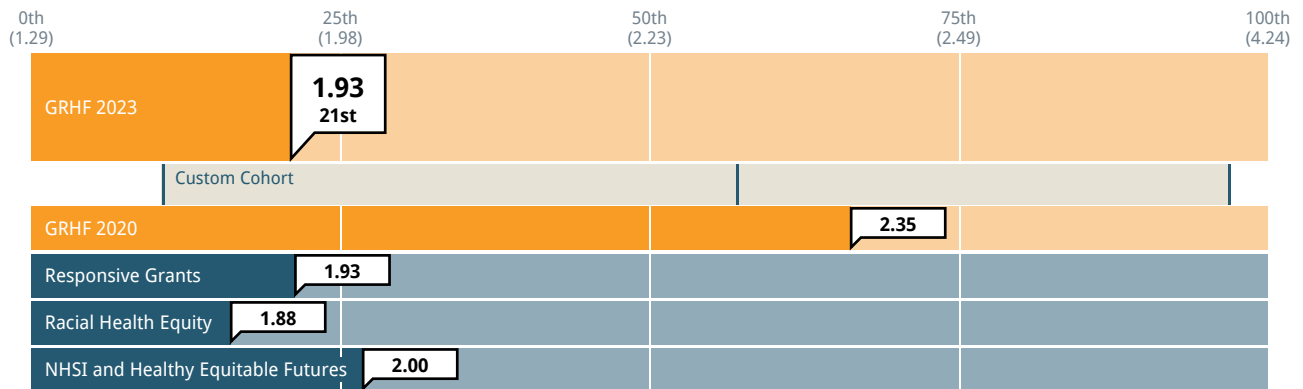
1 = Not at all 7 = To a great extent



Cohort: Custom Cohort Past results: on Subgroup: Program Area

As you developed your grant proposal, how much pressure did you feel to modify your organization's priorities in order to create a grant proposal that was likely to receive funding?

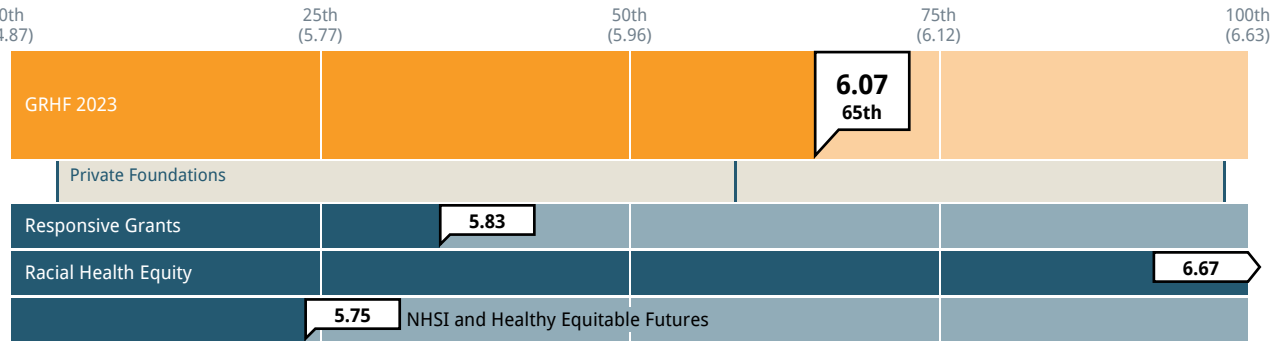
1 = No pressure 7 = Significant pressure



Cohort: Custom Cohort Past results: on Subgroup: Program Area

To what extent was the Foundation's submission process an appropriate level of effort given the amount of funding received?

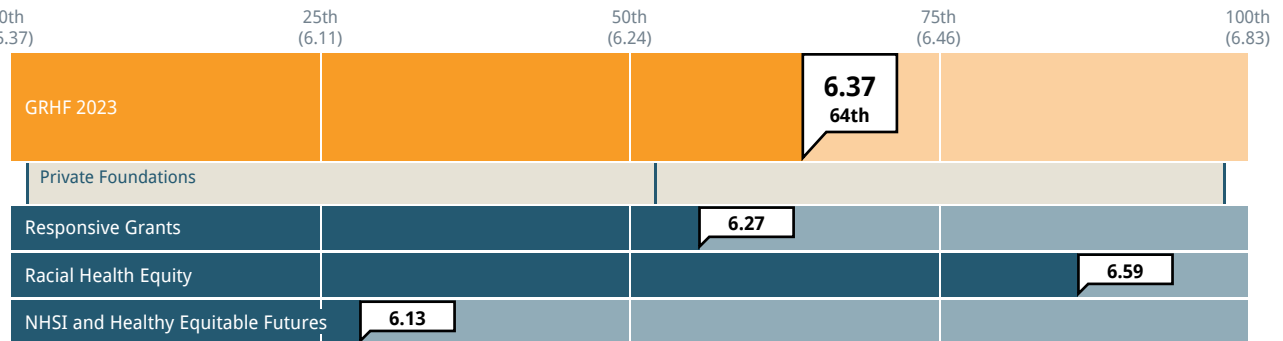
1 = Not at all 7 = To a great extent



Cohort: Private Foundations Past results: on Subgroup: Program Area

To what extent was the Foundation clear and transparent about the submission process requirements and timelines?

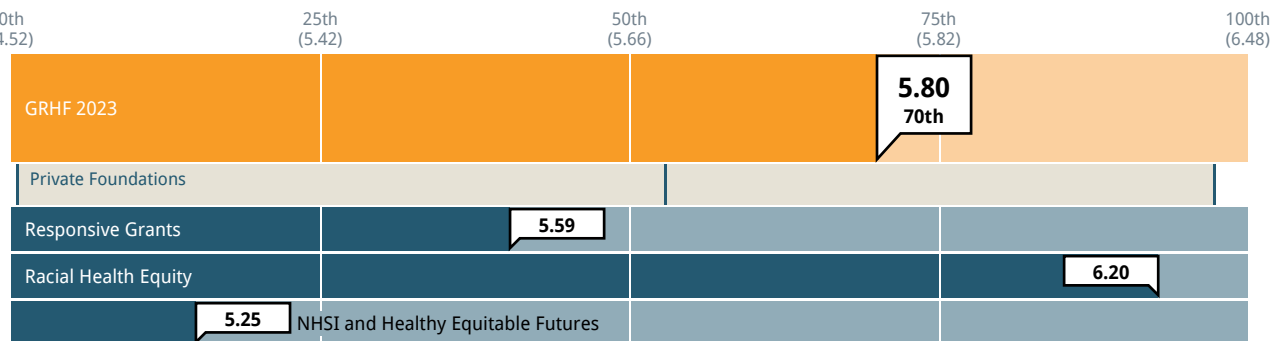
1 = Not at all 7 = To a great extent



Cohort: Private Foundations Past results: on Subgroup: Program Area

To what extent was the Foundation clear and transparent about the criteria the Foundation uses to decide whether a proposal would be funded or declined?

1 = Not at all 7 = To a great extent



Cohort: Private Foundations Past results: on Subgroup: Program Area

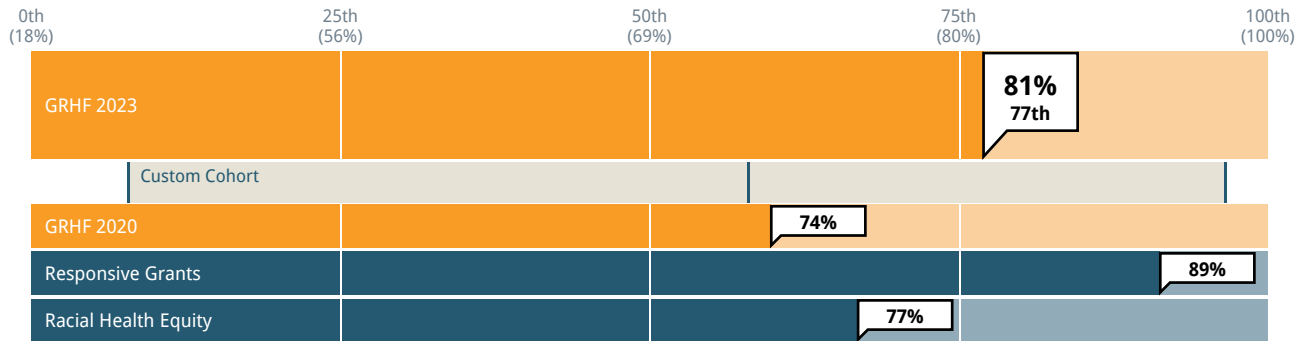
Reporting and Evaluation Process

Definition of Reporting and Evaluation

- "Reporting" - GRHF's standard oversight, monitoring, and grant reporting.
- "Evaluation" - formal activities *beyond reporting* undertaken by GRHF to assess or learn about a grant, a program, or GRHF's efforts.

At any point during the proposal or the grant period, did the Foundation and your organization exchange ideas regarding how your organization would assess the results of the work funded by this grant?

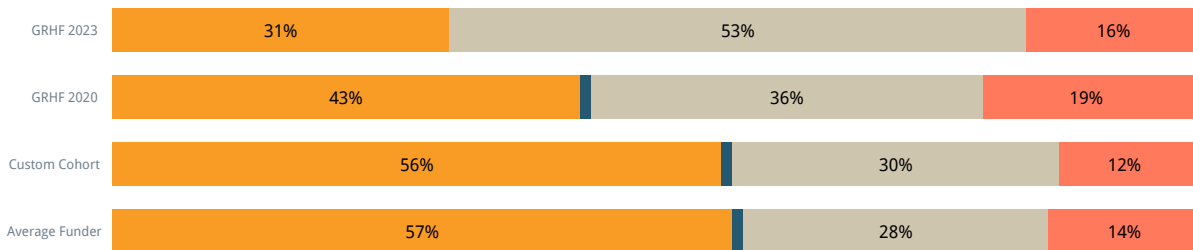
Proportion of grantees responding 'Yes'



Cohort: Custom Cohort Past results: on Subgroup: Program Area

Participation in Reporting and/or Evaluation Processes

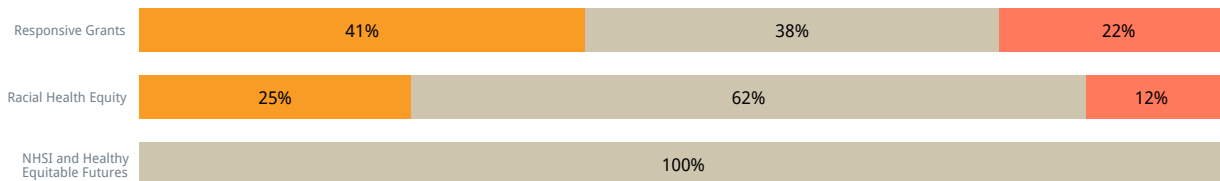
- Participated in a reporting process only
- Participated in an evaluation process only
- Participated in both a reporting and an evaluation process
- Participated in neither a reporting nor an evaluation process



Cohort: Custom Cohort Past results: on

Participation in Reporting and/or Evaluation Processes - By Subgroup

- Participated in a reporting process only
- Participated in an evaluation process only
- Participated in both a reporting and an evaluation process
- Participated in neither a reporting nor an evaluation process



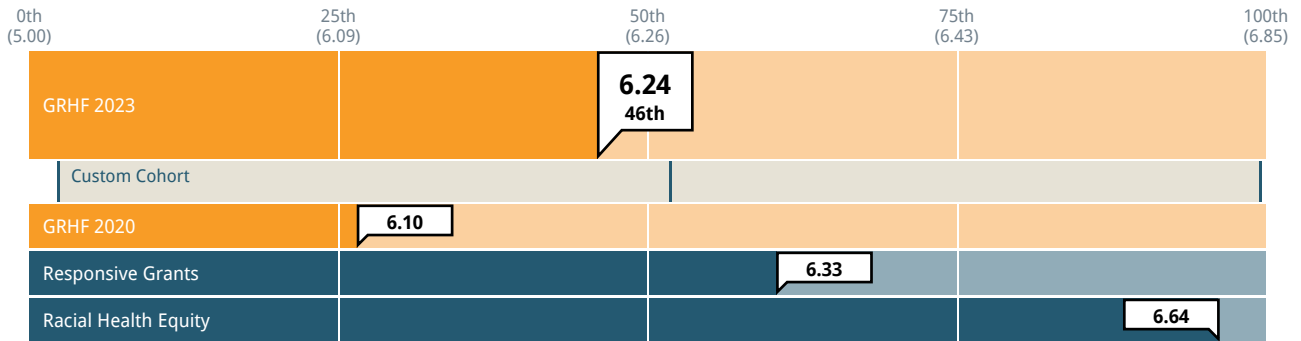
Subgroup: Program Area

Reporting Process

The following questions were only asked of grantees that indicated having participated in a reporting process. See the "Reporting and Evaluation Process" page for data on the proportion of grantees participating in this process.

To what extent was the Foundation's reporting process straightforward?

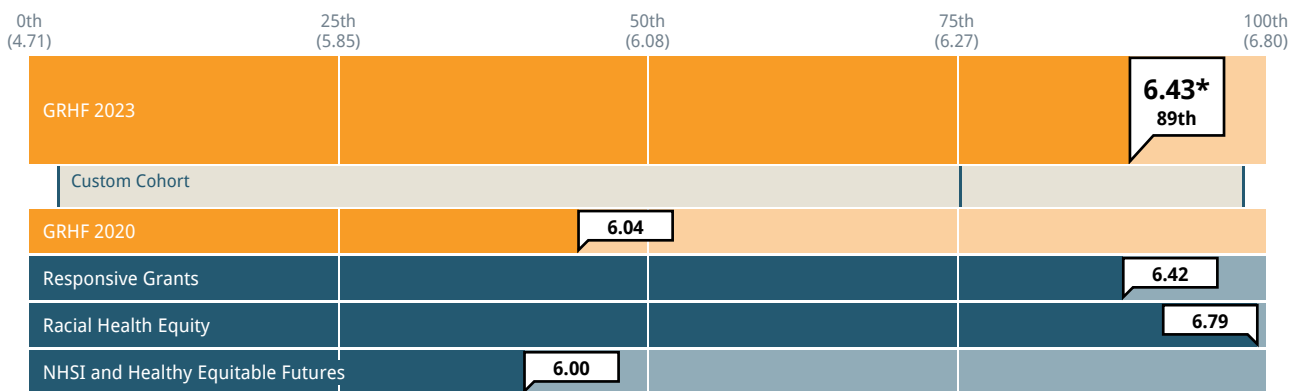
1 = Not at all 7 = To a great extent



Cohort: Custom Cohort Past results: on Subgroup: Program Area

To what extent was the Foundation's reporting process adaptable, if necessary, to fit your circumstances?

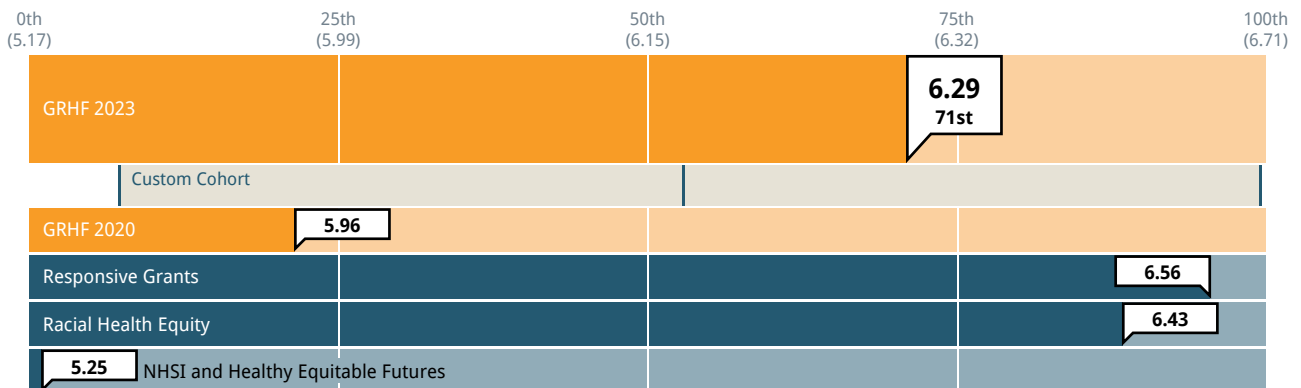
1 = Not at all 7 = To a great extent



Cohort: Custom Cohort Past results: on Subgroup: Program Area

To what extent was the Foundation's reporting process relevant, with questions and measures pertinent to the work funded by this grant?

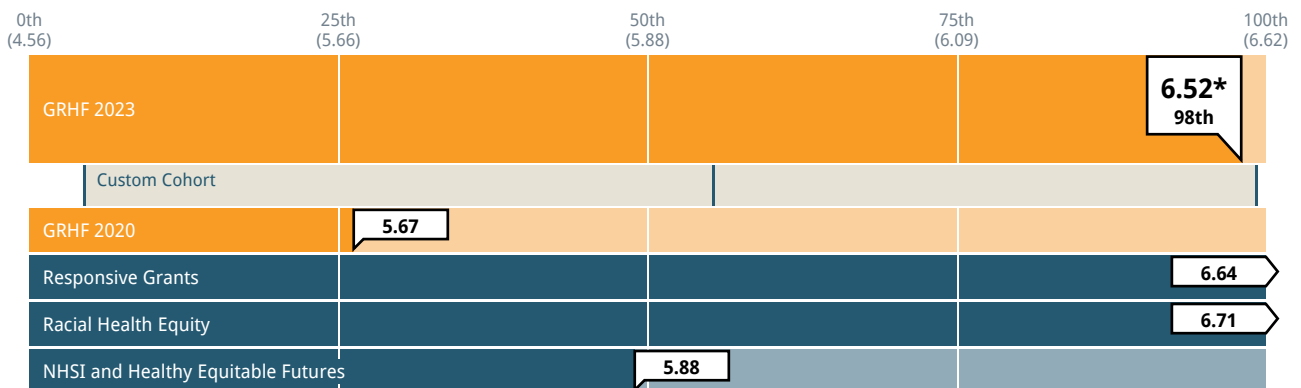
1 = Not at all 7 = To a great extent



Cohort: Custom Cohort Past results: on Subgroup: Program Area

To what extent was the Foundation's reporting process a helpful opportunity for you to reflect and learn?

1 = Not at all 7 = To a great extent



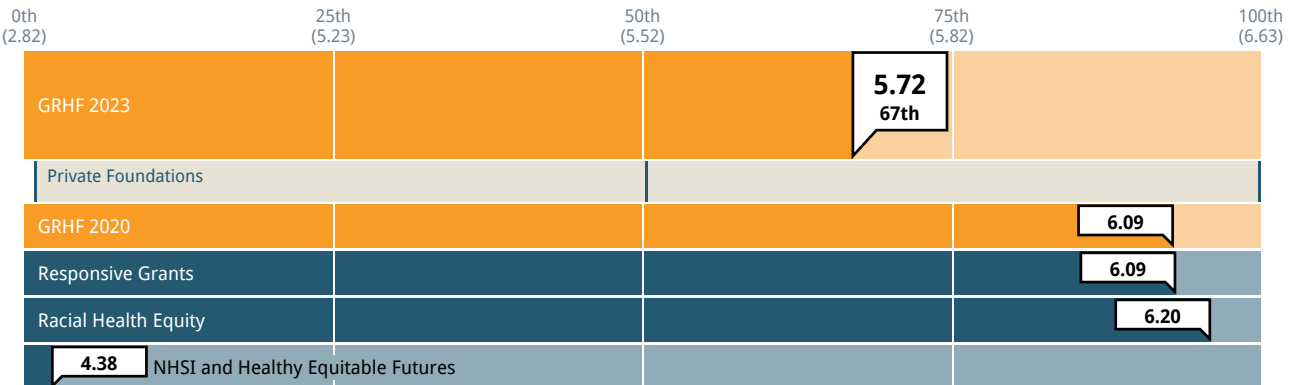
Cohort: Custom Cohort Past results: on Subgroup: Program Area

Evaluation Process

The following questions were only asked of grantees that indicated having participated in an evaluation process. See the "Reporting and Evaluation Process" page for data on the proportion of grantees participating in this process.

To what extent did the evaluation incorporate input from your organization in the design of the evaluation?

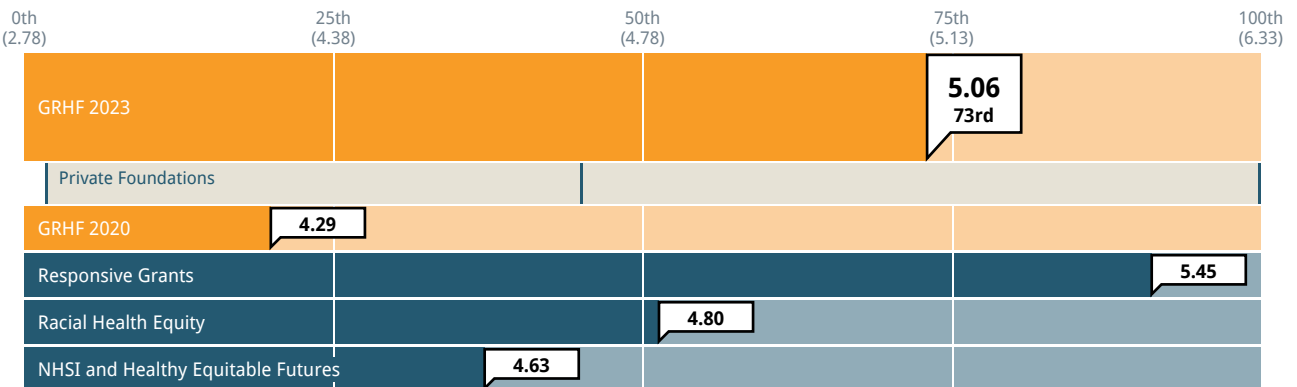
1 = Not at all 7 = To a great extent



Cohort: Private Foundations Past results: on Subgroup: Program Area

To what extent did the evaluation result in your organization making changes to the work that was evaluated?

1 = Not at all 7 = To a great extent

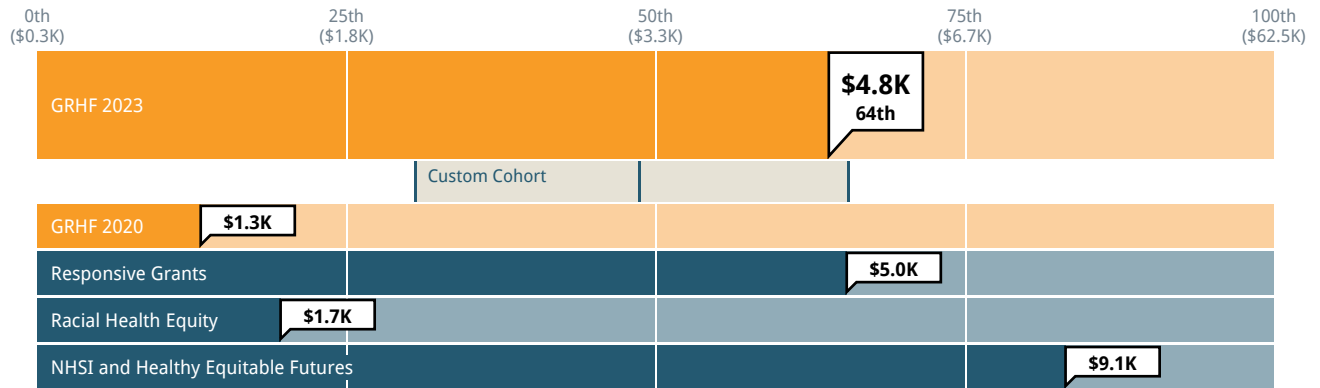


Cohort: Private Foundations Past results: on Subgroup: Program Area

Dollar Return and Time Spent on Processes

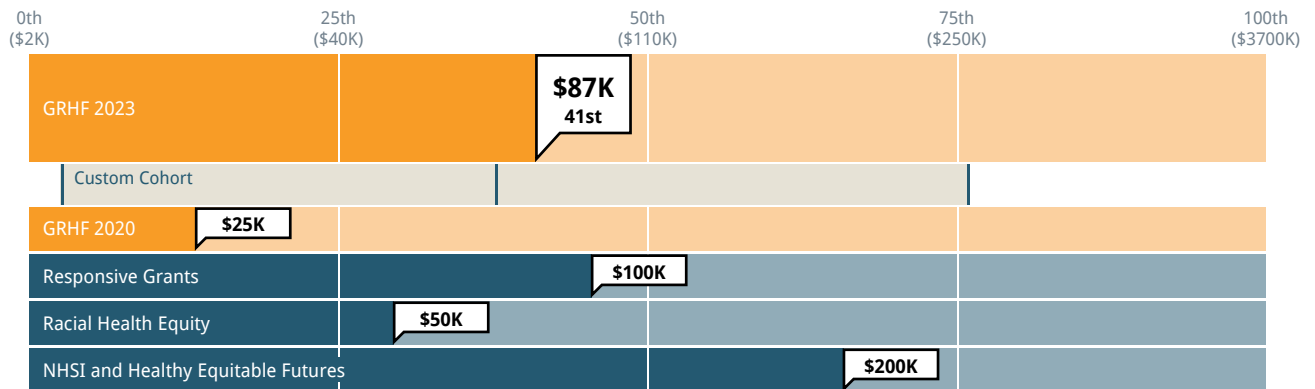
Dollar Return: Median grant dollars awarded per process hour required

Includes total grant dollars awarded and total time necessary to fulfill the requirements over the lifetime of the grant



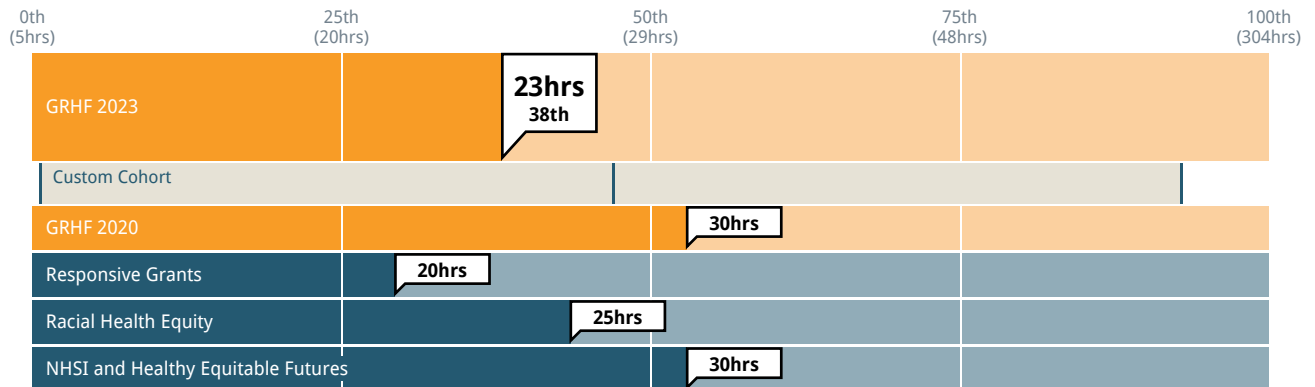
Cohort: Custom Cohort Past results: on Subgroup: Program Area

Median Grant Size



Cohort: Custom Cohort Past results: on Subgroup: Program Area

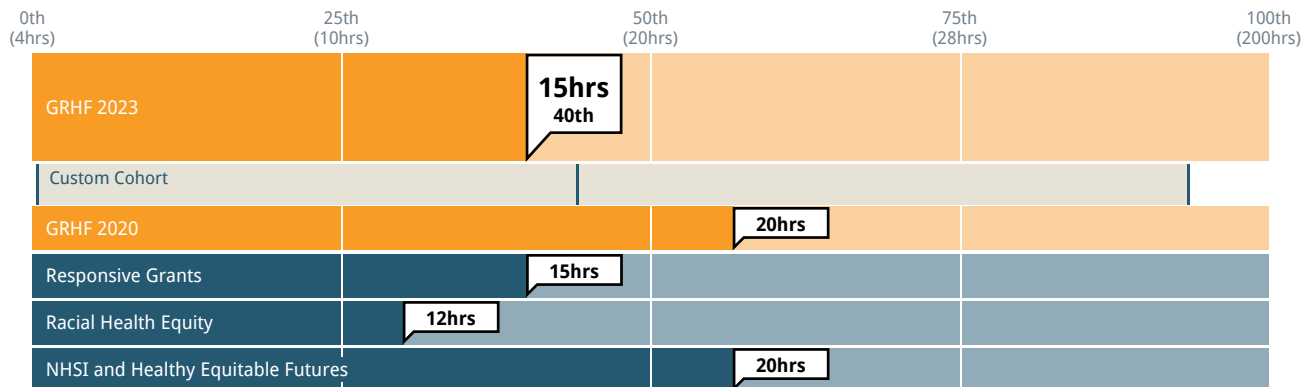
Median hours spent by grantees on funder requirements over grant lifetime



Cohort: Custom Cohort Past results: on Subgroup: Program Area

Time Spent on Selection Process

Median Hours Spent on Proposal and Selection Process



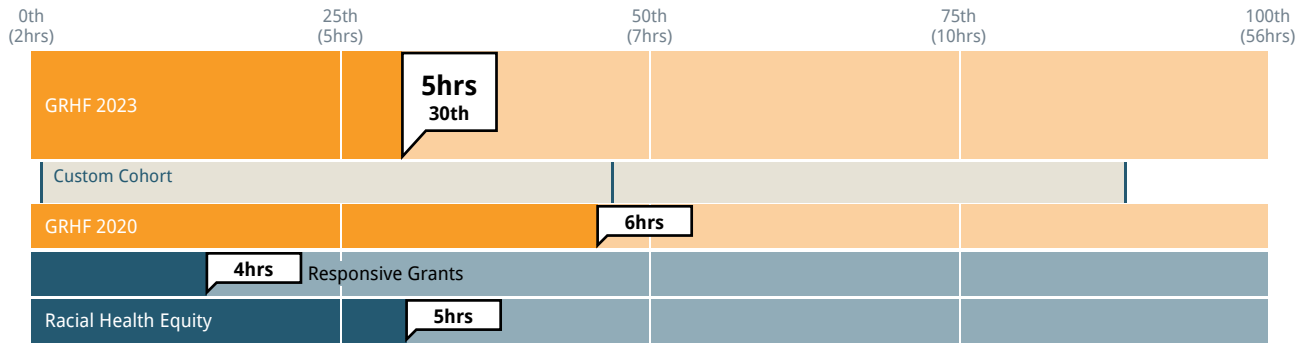
Cohort: Custom Cohort Past results: on Subgroup: Program Area

Selected Cohort: Custom Cohort				
Time Spent On Proposal and Selection Process	GRHF 2023	GRHF 2020	Average Funder	Custom Cohort
1 to 9 hours	21%	22%	26%	28%
10 to 19 hours	39%	16%	22%	26%
20 to 29 hours	16%	17%	17%	15%
30 to 39 hours	10%	11%	7%	7%
40 to 49 hours	5%	14%	11%	11%
50 to 99 hours	7%	12%	10%	9%
100 to 199 hours	2%	5%	5%	3%
200+ hours	0%	3%	3%	1%

Selected Subgroup: Program Area			
Time Spent On Proposal and Selection Process (By Subgroup)	Responsive Grants	Racial Health Equity	NHSI and Healthy Equitable Futures
1 to 9 hours	22%	20%	0%
10 to 19 hours	38%	40%	50%
20 to 29 hours	16%	20%	25%
30 to 39 hours	9%	0%	25%
40 to 49 hours	3%	13%	0%
50 to 99 hours	12%	0%	0%
100 to 199 hours	0%	7%	0%
200+ hours	0%	0%	0%

Time Spent on Reporting and Evaluation Process

Median Hours Spent on Monitoring, Reporting and Evaluation Process Per Year



Cohort: Custom Cohort Past results: on Subgroup: Program Area

Selected Cohort: Custom Cohort				
Time Spent On Monitoring, Reporting, And Evaluation Process (Annualized)	GRHF 2023	GRHF 2020	Average Funder	Custom Cohort
1 to 9 hours	77%	56%	57%	63%
10 to 19 hours	15%	25%	19%	17%
20 to 29 hours	2%	5%	9%	8%
30 to 39 hours	0%	2%	3%	3%
40 to 49 hours	0%	4%	3%	2%
50 to 99 hours	6%	4%	4%	4%
100+ hours	0%	4%	4%	3%

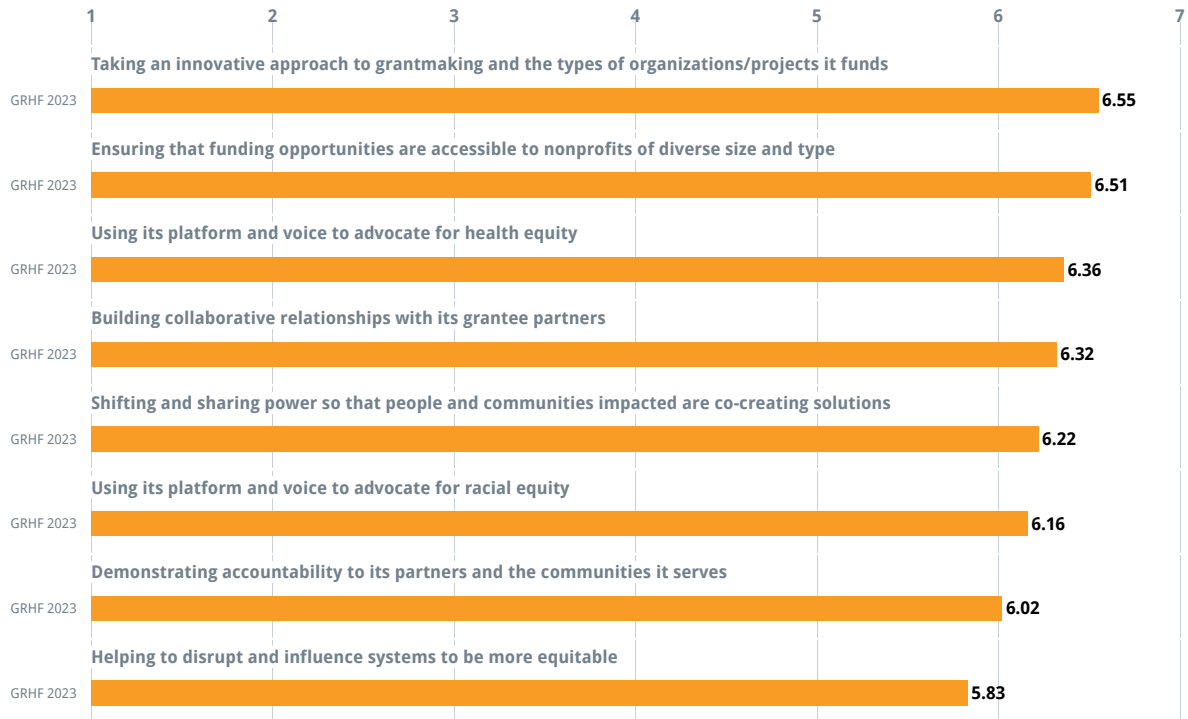
Selected Subgroup: Program Area			
Time Spent On Monitoring, Reporting, And Evaluation Process (Annualized) (By Subgroup)	Responsive Grants	Racial Health Equity	NHSI and Healthy Equitable Futures
1 to 9 hours	85%	67%	N/A
10 to 19 hours	15%	7%	N/A
20 to 29 hours	0%	7%	N/A
30 to 39 hours	0%	0%	N/A
40 to 49 hours	0%	0%	N/A
50 to 99 hours	0%	20%	N/A
100+ hours	0%	0%	N/A

Customized Questions

Please rate the effectiveness of Greater Rochester Health Foundation in the following areas:

1 = Not at all effective 7 = Extremely effective

GRHF 2023

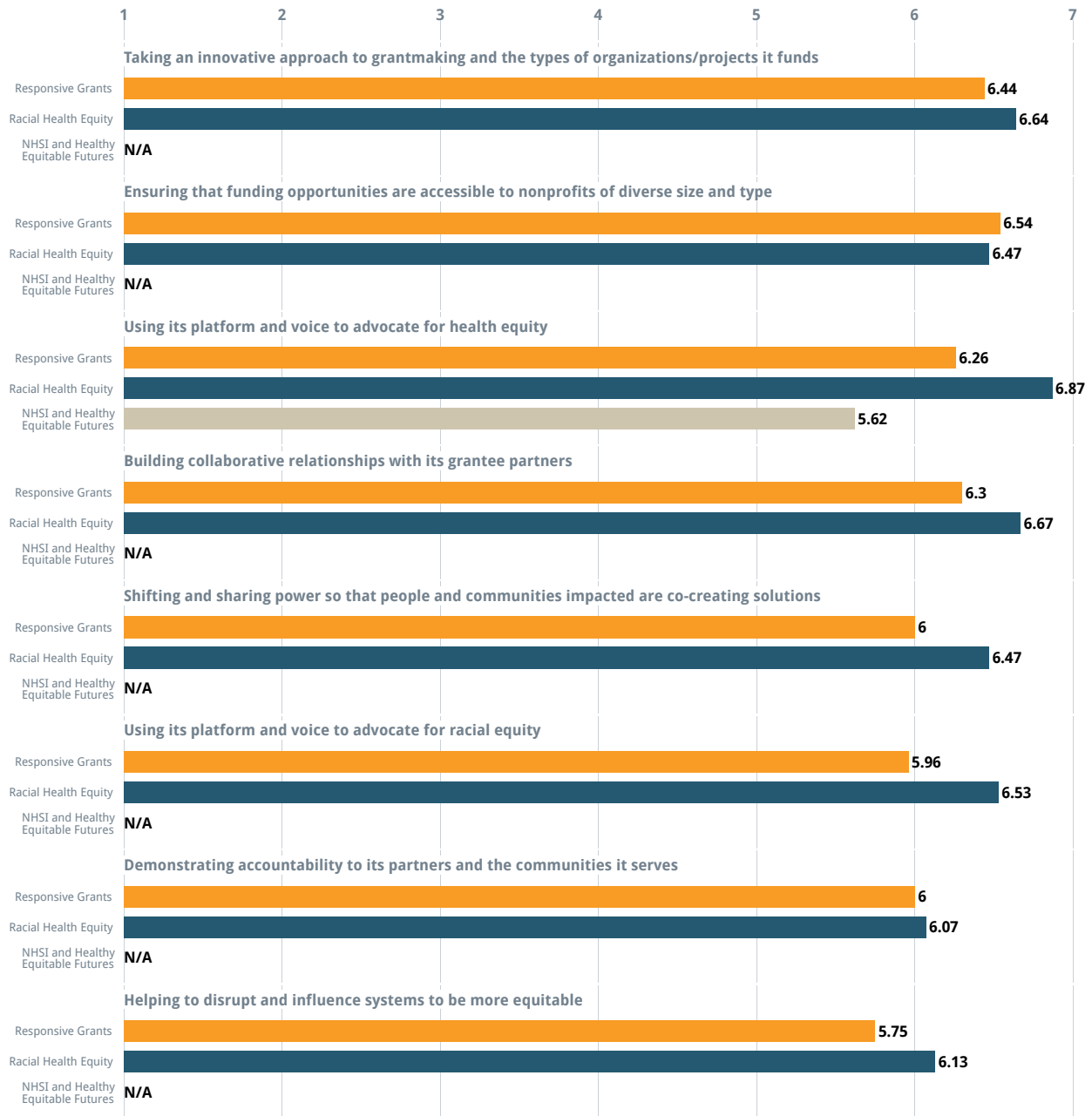


Cohort: None Past results: on

Please rate the effectiveness of Greater Rochester Health Foundation in the following areas: - By Subgroup

1 = Not at all effective 7 = Extremely effective

Responsive Grants Racial Health Equity NHSI and Healthy Equitable Futures



Subgroup: Program Area

Grantees' Written Comments

In the Foundation's Grantee Perception Report survey, CEP asks three written questions:

1. "Please comment on the quality of the Foundation's processes, interactions, and communications."
2. "Thinking beyond the grant you received, please comment on how the Foundation influences your field, community, or organization."
3. "What specific improvements would you suggest that would make the Foundation a better funder?"

To download the full set of grantee comments and suggestions, please refer to the "Attachments" dropdown menu at the top right of your report. Please note that some comments may be redacted or removed to protect the confidentiality of respondents.

CEP's Qualitative Analysis

CEP thoroughly reviews each comment submitted and conducts comprehensive qualitative analysis on two of these questions in the GPR.

The following pages outline the results of CEP's analyses.

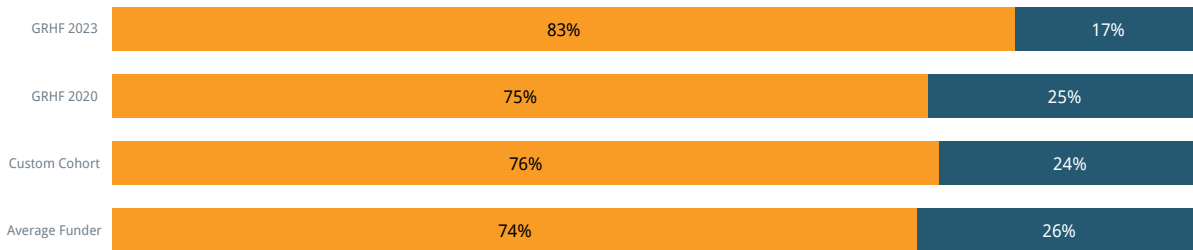
Quality of Processes, Interactions and Communications

Grantees were asked to comment on the quality of the Foundation's processes, interactions, and communications. Their comments were then categorized by the nature of their content, specifically whether the content is positive, neutral or constructive.

For a comment to be categorized as constructive, there must have been at least one constructive topic in its content.

Positivity of Comments about the Quality of the Foundation's Processes, Interactions, and Communications

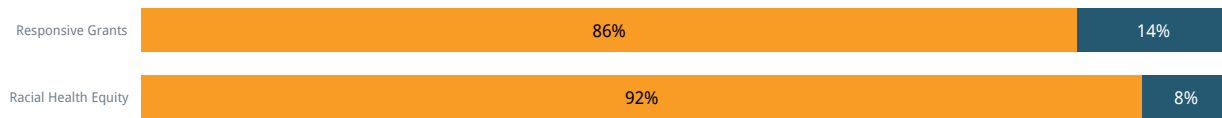
■ Positive comment
 ■ Comment with at least one constructive theme



Cohort: Custom Cohort Past results: on

Positivity of Comments about the Quality of the Foundation's Processes, Interactions, and Communications - By Subgroup

■ Positive comment
 ■ Comment with at least one constructive theme



Subgroup: Program Area

Suggestion Topics

Grantees were asked to provide any suggestions for how the Foundation could improve. The 64 grantees that responded to the survey provided 28 constructive suggestions. These suggestions were thematically categorized by CEP and grouped into the topics below.

Proportion of Grantee Suggestions by Topic

Topic of Suggestion	Proportion
Grant Characteristics	29%
Interactions with Foundation	29%
Clarity & Consistency of Communication	14%
Evaluation, Monitoring, & Reporting	14%
Selection Process	7%
Other	7%

Suggestions

Grantees were asked to provide any suggestions for how the Foundation could improve. The 64 grantees that responded to the survey provided a total of 28 distinct suggestions. These suggestions were thematically categorized by CEP and grouped into the topics below.

Grant Characteristics (29% N=8)

- Grant Size (N = 3)
 - "Loved the open call for ideas - we applied in 2021. This allowed our agency more flexibility; this year's open application limited funding requests to \$50k which is more restrictive as some initiatives require more up front capital to get off the ground and to have the impact they intended."
 - "The foundation needs more funds which will enable them to give more extensive grants. Some philanthropic organizations have pet programs; getting through the door and pitching your program takes a lot of work. No matter how good your program is or its impact on said population. It gets very cumbersome, and it continues to cause many great programs to never get out of the starting lineup. If something works, and you know it works, as a philanthropic organization, you should be able to support it beyond its infancy and on a level that will help sustain it. The foundation knows the organizations they support; they know they work, and I'm sure when one folds, they feel it and wish they could have done more."
 - "Keep the small one-time funding options - response funding. It gives small non-profits an opportunity to assess a need and pilot a program without spinning up a full blown program only to find out it isn't a good fit."
- Type of Funding or Support Offered (N = 3)
 - "The only things we can think of that might improve the foundation would be more funding in the responsive grants category! The staff who run that program are excellent, and there is a huge need for this kind of funding in the community. Specifically funding that is open to organizations working on the social determinants of health, like ours is."
 - "The foundation could enhance its effectiveness as a funder by granting me an operational budget. This improvement would enable me to better serve the community."
 - "Offer capacity building support, such as training and resources, to help grantees strengthen their internal infrastructure and maximize their potential for long-term impact."
- Length of Grant (N = 2)
 - "We would encourage GRHF to consider multi-year funding grants."
 - "Additional years of funding."

Interactions with Foundation (29% N=8)

- More interaction (N = 6)
 - "A bit more communication about expectations on behalf of the grantee up front (prior to receiving an award)."
 - "The only suggestion I can offer is for the foundation to share the good news to other funders and show that the approach they have tried, through community responsiveness, is working and will work if people trust communities and community organizations to truly care about people rather than to just do paperwork about things we are expected to care about. The Greater Rochester Health Foundation has shown that great things happen when you focus on the right things--the outcomes for people, not the numbers."
 - "More communication with grantee recipients before, during, and after the grant funding period and process has ended."
 - "Share insights from the projects they fund with all of the grantees. Provide more regular check-ins with program officers (e.g. monthly or bi-monthly)."
 - "I would like to be involved more with the Foundation in terms of project management and consultation."
 - "Strengthen communication channels between your foundation and grantees, including regular check-ins, progress reports, and feedback sessions, to foster collaboration and mutual learning."
- In Person Interactions (N = 2)
 - "The foundation should continue its fierce advocacy for young children and also continue to come and visit our sites now that we are freer to meet in person."
 - "More in person interactions and collaborative work between grantee organizations. More presentations and reporting on initiatives, projects and programs that they're funding."

Clarity & Consistency of Communication (14% N=4)

- Funding Resources (N = 2)
 - "Somewhat clearer communication about funding cycles for ongoing funding streams including whether the strategy is changing, whether existing grantees can expect to continue to receive funding, when new proposals/reapplications will be due, etc."
 - "Possibly holding workshops for newer smaller non profits about how funding works overall. Which would also turn into a networking event."
- Foundation's Newsletter (N = 1)
 - "The GRHF should make sure they offer opportunities for all grantees to be featured in their newsletter at some point, if they have received funding."
- Transparency of Communications (N = 1)

- "As I'm completing this, I realize that I am not very familiar with other grants that the Foundation funds. It may be helpful to have some sort of presentation where grantees could describe their work in order to have a better understanding of the Foundation mission as a whole, and how we fit in."

Evaluation, Monitoring, & Reporting (14% N=4)

- Goal Setting (N = 2)
 - "It can be difficult to project that we are hitting the goals and priorities of the Foundation through our activities and we often are guessing during the reporting."
 - "More clearly stated and measurable goals."
- Feedback about Reports & Evaluations (N = 1)
 - "Consistency and clear expectations for reporting are always helpful. Open ended suggestions for reporting may make things easier for some, but more difficult for others."
- Reporting Process Technology (N = 1)
 - "New grant portal."

Selection Process (7% N=2)

- Application Process Efficiency (N = 2)
 - "Streamline process for proposals to ease the burden on the organization and to decrease the time from concept to proposal to start up. While a thorough and shared understanding is important, the extensive back and forth begins to feel intrusive."
 - "Simplify and streamline the grant application process to reduce administrative burden and enable organizations to devote more time and resources to their programs and community impact."

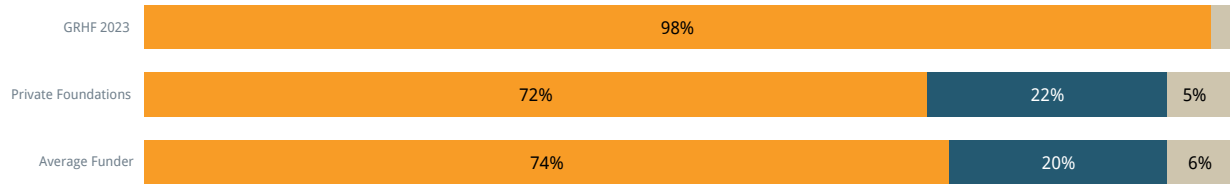
Other (7% N=2)

- Other (N = 2)
 - "They need to incorporate the best practices with the grantees into their own organization."
 - "Connection with larger entities in the collaboration, who have more experience."

Respondents and Communities Served

Are the efforts funded by this grant primarily meant to benefit historically disadvantaged groups?


Yes No Don't know



Cohort: Private Foundations Past results: on

Are the efforts funded by this grant primarily meant to benefit historically disadvantaged groups? - By Subgroup

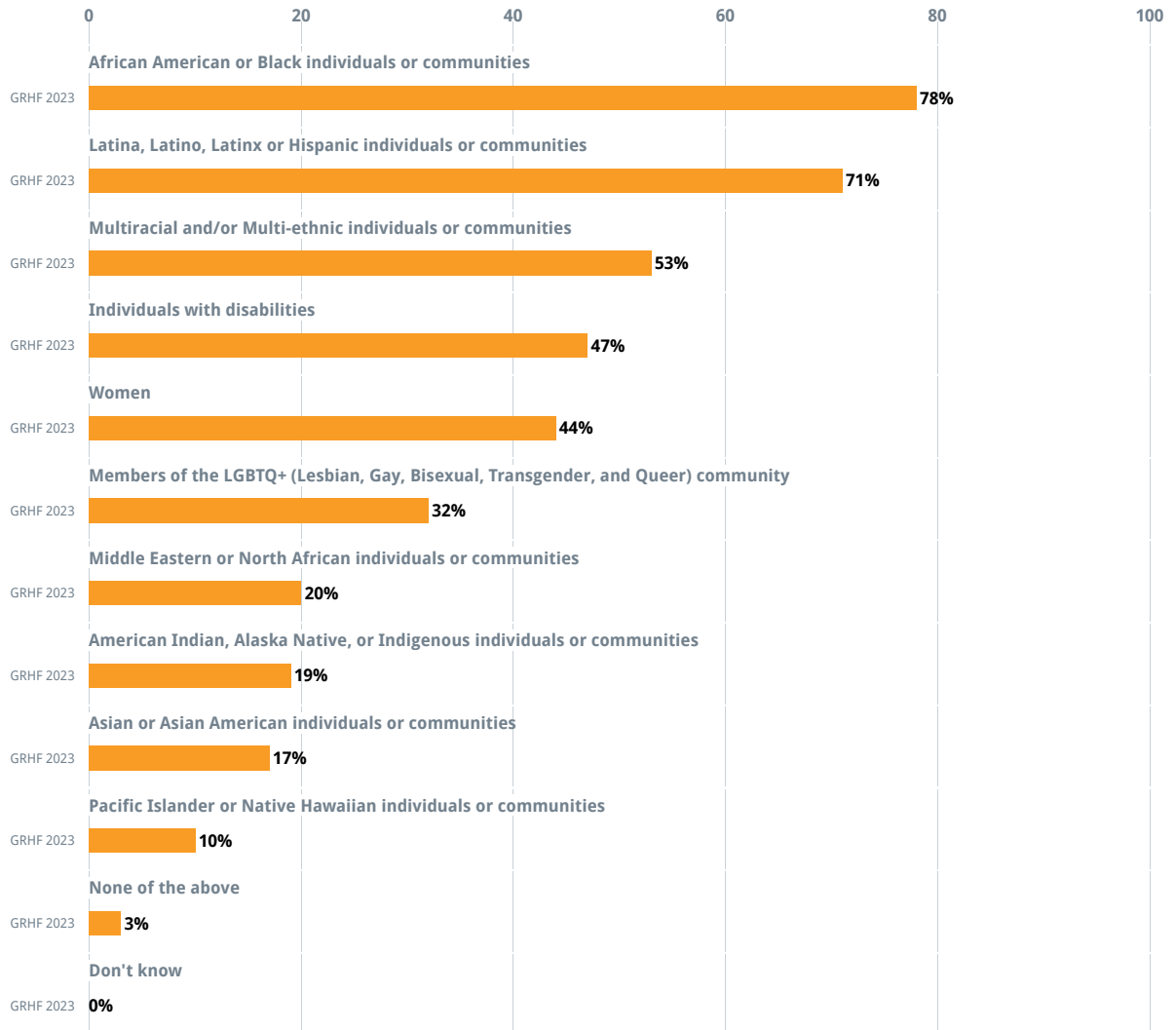
Yes No Don't know



Subgroup: Program Area

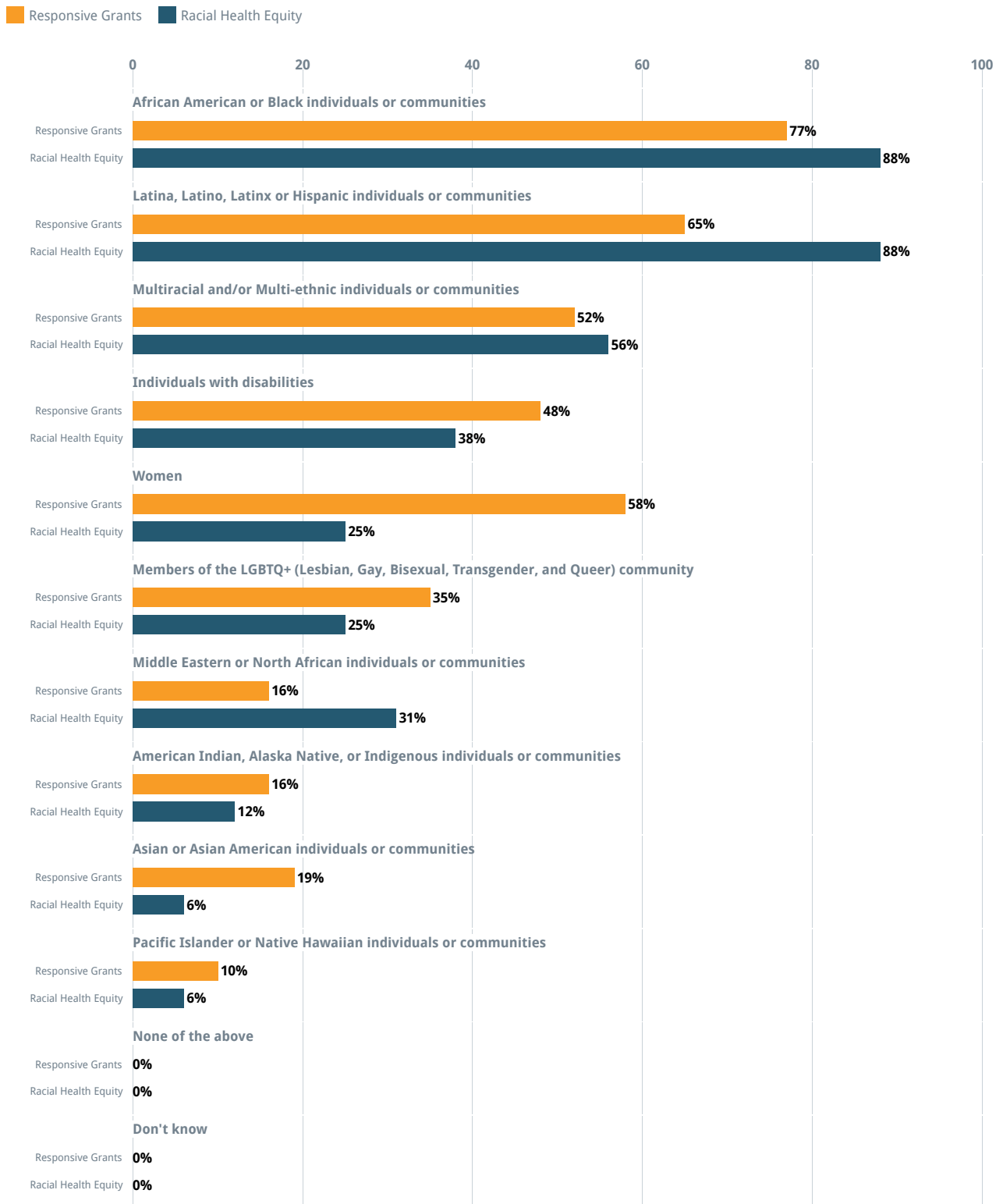
Specifically, are any of the following populations the primary intended people and/or communities served by the efforts funded by this grant?

GRHF 2023



Cohort: None Past results: on

Specifically, are any of the following populations the primary intended people and/or communities served by the efforts funded by this grant? - By Subgroup



Subgroup: Program Area

Respondent Demographics

Note: Demographic questions related to grantees' POC and racial/ethnic identity are only asked of respondents in the United States.

Survey language and response options for questions about race and ethnicity are guided by best practices shared by [National Institutes of Health](#), [Pew Research Center](#), [Psi Chi Journal of Psychological Research](#), and the [US Census Bureau](#).

Survey language and response options for questions about gender and LGBTQ+ identity are guided by best practices shared by [Fundors For LGBTQ Issues](#), [HRC Foundation's Welcoming Schools](#), and the [Williams Institute of the University of California – Los Angeles School of Law](#).

Survey respondents are asked to share their gender identities in a check-all-that-apply question. Each chart has the option of showing the average ratings of respondents who selected only "man," only "woman," multiple gender identities, "gender non-conforming or non-binary," "prefer to self-identify," and "prefer not to say" - as long as that response option had at least 10 respondents.

Differences in Ratings by Respondent Demographics

It is CEP's standard practice to analyze responses for differences by the following demographics characteristics:

Person of Color Identity

Ratings from grantees who identify as a person of color are significantly *higher* than grantees who identify as not a person of color for the following measures:

- Impact on grantees' local communities
- The non-monetary support met an important need for grantees' organizations and/or programs
- The non-monetary support received strengthened grantees' organizations and/or programs
- Clarity of the funder's communication of its goals and strategy
- Clarity and transparency of the selection process requirements and timelines
- The extent to which the reporting process is relevant, with questions and measures pertinent to the work funded by the grant

Ratings from grantees who identify as a person of color are significantly *lower* than grantees who identify as not a person of color for the following measures:

- The extent to which the evaluation process results in grantees' organizations making changes to the work that was evaluated

Respondent Gender

Ratings from respondents who identify exclusively as "woman" are significantly *higher* than respondents who identify exclusively as "man" for the following measures:

- Grantees' agreement that the funder has clearly communicated what diversity, equity, and inclusion means for its work

Ratings from respondents who identify exclusively as "woman" are significantly *lower* than respondents who identify exclusively as "man" for the following measures:

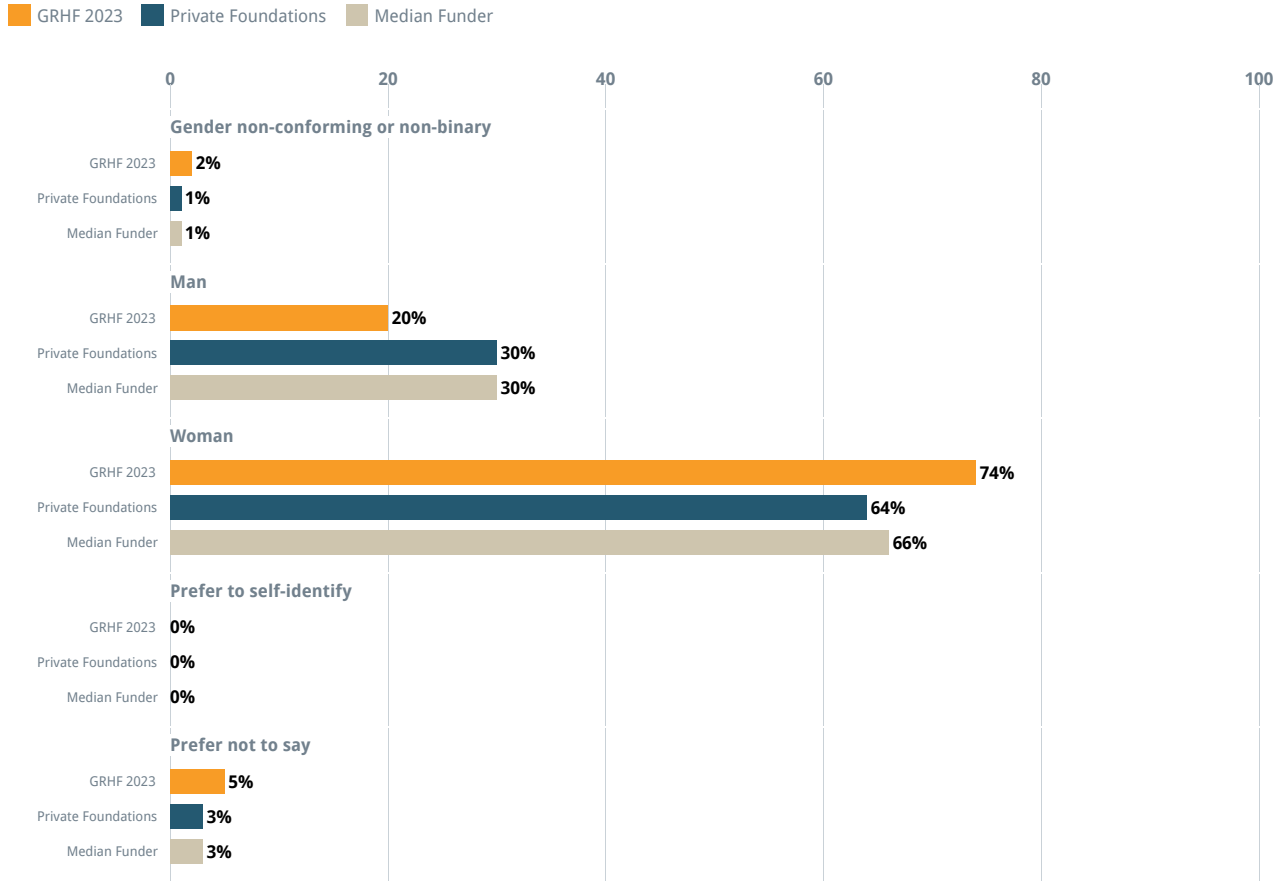
- Understanding of grantees' fields
- Advancement of knowledge in the field
- Understanding of grantees' goals and strategy

There are too few respondents to analyze results by Transgender Identity

There are too few respondents to analyze results by LGBTQ+ Identity

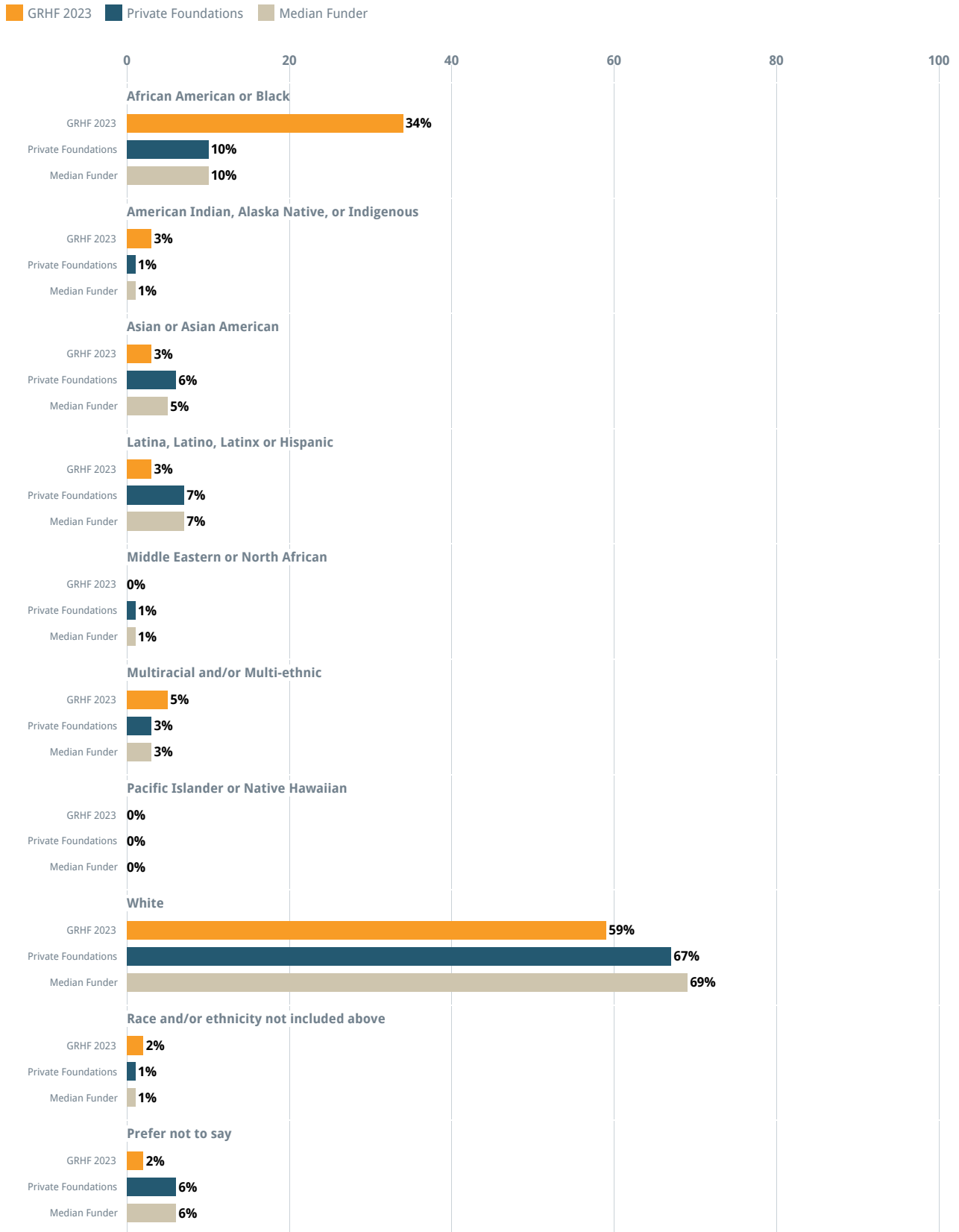
There are too few respondents to analyze results by Disability Identity

Please select the option that represents how you describe yourself:



Cohort: Private Foundations Past results: on

How would you describe your race and/or ethnicity?



Cohort: Private Foundations Past results: on

Selected Cohort: None			
Do you identify as a person of color?	GRHF 2023	GRHF 2020	Average Funder
Yes	43%	27%	24%
No	56%	66%	70%
Prefer not to say	2%	7%	6%

Selected Cohort: None		
Are you transgender?	GRHF 2023	Average Funder
Yes	2%	1%
No	93%	96%
Prefer not to say	5%	4%

Selected Cohort: None		
Do you identify as a member of the LGBTQ+ (Lesbian, Gay, Bisexual, Transgender, and Queer) community?	GRHF 2023	Average Funder
Yes	7%	11%
No	89%	84%
Prefer not to say	5%	5%

Selected Cohort: None		
Do you have a disability?	GRHF 2023	Average Funder
Yes	13%	6%
No	82%	89%
Prefer not to say	5%	5%

Respondent Job Title

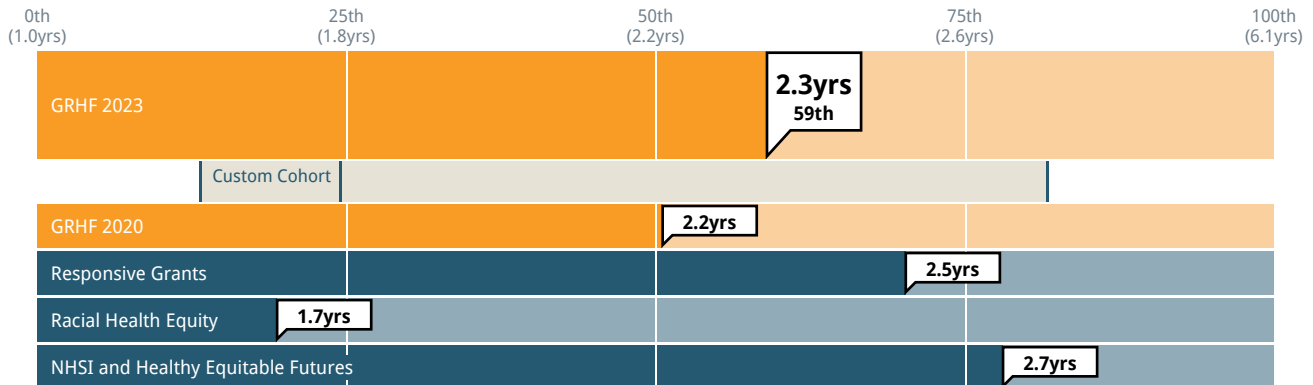
Selected Cohort: Custom Cohort				
Job Title of Respondents	GRHF 2023	GRHF 2020	Average Funder	Custom Cohort
Executive Director/CEO	44%	31%	47%	49%
Other Senior Team (i.e., reporting to Executive Director/CEO)	26%	31%	19%	18%
Project Director	18%	31%	12%	12%
Development Staff	5%	4%	16%	11%
Volunteer	0%	4%	1%	1%
Other	7%	0%	5%	7%

Contextual Data

Please note that all information below is based on self-reported data from grantees.

Grantmaking Characteristics

Average Grant Length



Cohort: Custom Cohort Past results: on Subgroup: Program Area

Selected Cohort: Custom Cohort				
Length of Grant Awarded	GRHF 2023	GRHF 2020	Median Funder	Custom Cohort
Average grant length	2.3 years	2.2 years	2.2 years	1.8 years

Selected Cohort: Custom Cohort				
Length of Grant Awarded	GRHF 2023	GRHF 2020	Average Funder	Custom Cohort
0 - 1.99 years	37%	54%	47%	57%
2 - 2.99 years	22%	11%	22%	20%
3 - 3.99 years	30%	24%	19%	14%
4 - 4.99 years	2%	3%	3%	3%
5 - 5.0 years	10%	8%	8%	6%

Selected Cohort: Custom Cohort				
Proportion of Unrestricted Funding	GRHF 2023	GRHF 2020	Average Funder	Custom Cohort
No, this funding was not restricted to a specific use (i.e., general operating, core support)	29%	5%	28%	27%
Yes, this funding was restricted to a specific use (e.g., supported a specific program, project, capital need, etc.)	71%	95%	72%	73%

Grantmaking Characteristics - By Subgroup

Selected Subgroup: Program Area			
Length of Grant Awarded (By Subgroup)	Responsive Grants	Racial Health Equity	NHSI and Healthy Equitable Futures
Average grant length	2.5 years	1.7 years	2.7 years

Selected Subgroup: Program Area			
Length of Grant Awarded (By Subgroup)	Responsive Grants	Racial Health Equity	NHSI and Healthy Equitable Futures
0 - 1.99 years	27%	56%	12%
2 - 2.99 years	30%	19%	12%
3 - 3.99 years	24%	25%	75%
4 - 4.99 years	3%	0%	0%
5 - 5.00 years	15%	0%	0%

Selected Subgroup: Program Area			
Proportion of Unrestricted Funding (By Subgroup)	Responsive Grants	Racial Health Equity	NHSI and Healthy Equitable Futures
No, this funding was not restricted to a specific use (i.e., general operating, core support)	18%	56%	25%
Yes, this funding was restricted to a specific use (e.g., supported a specific program, project, capital need, etc.)	82%	44%	75%

Grant Size

Selected Cohort: Custom Cohort				
Grant Amount Awarded	GRHF 2023	GRHF 2020	Median Funder	Custom Cohort
Median grant size	\$87.5K	\$25K	\$110.2K	\$74.7K

Selected Cohort: Custom Cohort				
Grant Amount Awarded	GRHF 2023	GRHF 2020	Average Funder	Custom Cohort
Less than \$10K	0%	21%	8%	10%
\$10K - \$24K	11%	27%	11%	12%
\$25K - \$49K	15%	8%	12%	12%
\$50K - \$99K	26%	6%	14%	18%
\$100K - \$149K	6%	3%	10%	12%
\$150K - \$299K	21%	6%	17%	20%
\$300K - \$499K	10%	10%	10%	7%
\$500K - \$999K	6%	13%	9%	6%
\$1MM and above	5%	7%	10%	3%

Selected Cohort: Custom Cohort				
Median Percent of Budget Funded by Grant (Annualized)	GRHF 2023	GRHF 2020	Median Funder	Custom Cohort
Size of grant relative to size of grantee budget	8%	4%	4%	4%

Grant Size - By Subgroup

Selected Subgroup: Program Area			
Grant Amount Awarded (By Subgroup)	Responsive Grants	Racial Health Equity	NHSI and Healthy Equitable Futures
Median grant size	\$100K	\$50K	\$200K

Selected Subgroup: Program Area			
Grant Amount Awarded (By Subgroup)	Responsive Grants	Racial Health Equity	NHSI and Healthy Equitable Futures
Less than \$10K	0%	0%	0%
\$10K - \$24K	9%	20%	0%
\$25K - \$49K	15%	27%	0%
\$50K - \$99K	21%	40%	12%
\$100K - \$149K	12%	0%	0%
\$150K - \$299K	18%	7%	50%
\$300K - \$499K	12%	7%	0%
\$500K - \$999K	9%	0%	12%
\$1MM and above	3%	0%	25%

Selected Subgroup: Program Area			
Median Percent of Budget Funded by Grant (Annualized) (By Subgroup)	Responsive Grants	Racial Health Equity	NHSI and Healthy Equitable Futures
Size of grant relative to size of grantee budget	6%	8%	N/A

Grantee Characteristics

Selected Cohort: Custom Cohort				
Operating Budget of Grantee Organization	GRHF 2023	GRHF 2020	Median Funder	Custom Cohort
Median Budget	\$0.6M	\$0.8M	\$1.7M	\$1.7M

Selected Cohort: Custom Cohort				
Operating Budget of Grantee Organization	GRHF 2023	GRHF 2020	Average Funder	Custom Cohort
<\$100K	10%	20%	8%	10%
\$100K - \$499K	38%	23%	18%	22%
\$500K - \$999K	3%	10%	13%	12%
\$1MM - \$4.9MM	19%	28%	30%	27%
\$5MM - \$24MM	24%	12%	19%	20%
>=\$25MM	5%	7%	12%	10%

Grantee Characteristics - By Subgroup

Selected Subgroup: Program Area			
Operating Budget of Grantee Organization (By Subgroup)	Responsive Grants	Racial Health Equity	NHSI and Healthy Equitable Futures
Median Budget	\$1.1M	\$0.3M	N/A

Selected Subgroup: Program Area			
Operating Budget of Grantee Organization (By Subgroup)	Responsive Grants	Racial Health Equity	NHSI and Healthy Equitable Futures
<\$100K	12%	13%	N/A
\$100K - \$499K	28%	60%	N/A
\$500K - \$999K	6%	0%	N/A
\$1MM - \$4.9MM	22%	7%	N/A
\$5MM - \$24MM	25%	13%	N/A
>=\$25MM	6%	7%	N/A

Funding Relationship

Selected Cohort: Custom Cohort				
Funding Status	GRHF 2023	GRHF 2020	Median Funder	Custom Cohort
Percent of grantees currently receiving funding from the Foundation	87%	73%	82%	81%

Selected Cohort: Custom Cohort				
Pattern of Grantees' Funding Relationship with the Foundation	GRHF 2023	GRHF 2020	Average Funder	Custom Cohort
First grant received from the Foundation	45%	39%	29%	27%
Consistent funding in the past	38%	38%	54%	54%
Inconsistent funding in the past	17%	24%	18%	19%

Funding Relationship - by Subgroup

Selected Subgroup: Program Area			
Funding Status (By Subgroup)	Responsive Grants	Racial Health Equity	NHSI and Healthy Equitable Futures
Percent of grantees currently receiving funding from the Foundation	90%	88%	100%

Selected Subgroup: Program Area			
Pattern of Grantees' Funding Relationship with the Foundation (By Subgroup)	Responsive Grants	Racial Health Equity	NHSI and Healthy Equitable Futures
First grant received from the Foundation	66%	40%	12%
Consistent funding in the past	10%	53%	88%
Inconsistent funding in the past	24%	7%	0%

Funder Characteristics

Selected Cohort: Custom Cohort				
Financial Information	GRHF 2023	GRHF 2020	Median Funder	Custom Cohort
Total assets	\$243M	\$231.2M	\$286.3M	\$236.4M
Total giving	\$10.8M	\$8.1M	\$20.1M	\$10.1M

Selected Cohort: Custom Cohort				
Funder Staffing	GRHF 2023	GRHF 2020	Median Funder	Custom Cohort
Total staff (FTEs)	14	12	18	15
Percent of staff who are program staff	50%	58%	44%	37%

Selected Cohort: Custom Cohort				
Grantmaking Processes	GRHF 2023	GRHF 2020	Median Funder	Custom Cohort
Proportion of grants that are invitation-only	70%	11%	50%	26%
Proportion of grantmaking dollars that are invitation-only	70%	N/A	68%	52%

Additional Survey Information

On many questions in the grantee survey, grantees are allowed to select “don’t know” or “not applicable” if they are not able to provide an alternative answer. In addition, some questions in the survey are only displayed to a select group of grantees for which that question is relevant based on a previous response.

As a result, there are some measures where only a subset of responses is included in the reported results. The table below shows the number of responses included on each of these measures. The total number of respondents to GRHF’s grantee survey was 64.

Question Text	Number of Responses
Overall, how would you rate the Foundation’s impact on your field?	62
How well does the Foundation understand the field in which you work?	59
To what extent has the Foundation advanced the state of knowledge in your field?	51
To what extent has the Foundation affected public policy in your field?	41
Overall, how would you rate the Foundation’s impact on your local community?	62
How well does the Foundation understand the local community in which you work?	60
How well does the Foundation understand your organization’s strategy and goals?	62
Please rate the extent to which you agree with the following statements about the non-monetary support you received from the Foundation:	
The non-monetary support I received met an important need for my organization and/or program	46
The non-monetary support I received strengthened my organization and/or program	46
The Foundation’s non-monetary support was a worthwhile use of the time required of us	44
I felt the Foundation would be open to feedback about the non-monetary support it provided	45
Who most frequently initiated the contact you had with your program officer during this grant?	61
Has your main contact at the Foundation changed in the past six months?	62
At any point during this grant, including the submission process, did Foundation staff conduct a site visit?	64
How consistent was the information provided by different communication resources, both personal and written, that you used to learn about the Foundation?	63
How well do you understand the way in which the work funded by this grant fits into the Foundation’s broader efforts?	64
How well does the Foundation understand the social, cultural, or socioeconomic factors that affect your work?	64
How well does the Foundation understand the needs of the people and communities that you serve?	62
To what extent do the Foundation’s funding priorities reflect a deep understanding of the needs of the people and communities that you serve?	63
Please rate the extent to which you agree or disagree with the following statements about diversity, equity, and inclusion:	
The Foundation has clearly communicated what diversity, equity, and inclusion means for its work	59
Overall, the Foundation demonstrates an explicit commitment to diversity, equity, and inclusion in its work	58
Overall, most staff I have interacted with at the Foundation embody a strong commitment to diversity, equity, and inclusion	57
I believe that the Foundation is committed to combatting racism	58
Did you submit a proposal to the Foundation for this grant?	64
To what extent was the Foundation’s submission process a helpful opportunity to strengthen the efforts funded by the grant?	57
To what extent was the Foundation’s submission process an appropriate level of effort given the amount of funding received?	56
To what extent was the Foundation clear and transparent about the submission process requirements and timelines?	62
To what extent was the Foundation clear and transparent about the criteria the Foundation uses to decide whether a proposal would be funded or declined?	54
Have you participated in a reporting or evaluation process?	62
At any point during the proposal or the grant period, did the Foundation and your organization exchange ideas regarding how your organization would assess the results of the work funded by this grant?	53
To what extent was the Foundation’s reporting process straightforward?	50

Question Text	Number of Responses
To what extent was the Foundation's reporting process adaptable, if necessary, to fit your circumstances?	51
To what extent was the Foundation's reporting process relevant, with questions and measures pertinent to the work funded by this grant?	52
To what extent was the Foundation's reporting process a helpful opportunity for you to reflect and learn?	52
To what extent did the evaluation incorporate your input in the design of the evaluation?	32
To what extent did the evaluation result in you making changes to the work that was evaluated?	32
Are you currently receiving funding from the Foundation?	61
Which of the following best describes the pattern of your organization's funding relationship with the Foundation?	58
Primary Intended People and/or Communities	
Are the efforts funded by this grant primarily meant to benefit historically disadvantaged groups?	61
Specifically, are any of the following the primary intended people and/or communities served by the efforts funded by this grant?	59
Specifically, are any of the following the primary intended people and/or communities served by the efforts funded by this grant?	0

About CEP and Contact Information

Mission:

CEP provides data, feedback, programs, and insights to help individual and institutional donors improve their effectiveness. We do this work because we believe effective donors, working collaboratively and thoughtfully, can profoundly contribute to creating a better and more just world.

Vision:

We seek a world in which pressing social needs are more effectively addressed.

We believe improved performance of philanthropic funders can have a profoundly positive impact on nonprofit organizations and the people and communities they serve.

Although our work is about measuring results, providing useful data, and improving performance, our ultimate goal is improving lives. We believe this can only be achieved through a powerful combination of dispassionate analysis and passionate commitment to creating a better society.

About the GPR:

Since 2003, the Grantee Perception Report® (GPR) has provided funders with comparative, candid feedback based on grantee perceptions. The GPR is the only grantee survey process that provides comparative data, and is based on extensive research and analysis. Hundreds of funders of all types and sizes have commissioned the GPR, and tens of thousands of grantees have provided their perspectives to help funders improve their work. CEP has surveyed grantees in more than 150 countries and in 8 different languages.

The GPR's quantitative and qualitative data helps foundation leaders evaluate and understand their grantees' perceptions of their effectiveness, and how that compares to their philanthropic peers.

Additional CEP Resources

Assessment Tools

Donor Perception Report (DPR): The Donor Perception Report provides community foundations with comparative data on their donors' perceptions, preferences for engagement, and giving patterns. Based on research and guidance from a group of community foundation leaders, the DPR is the only survey process that provides comparative data for community foundations.

Staff Perception Report (SPR): The Staff Perception Report explores foundation staff members' perceptions of foundation effectiveness and job satisfaction on a comparative basis. The SPR is based on a survey specific to foundations that includes questions related to employees' impressions of their role in philanthropy, satisfaction with their jobs, their foundation's impact, and opportunities for foundation improvement.

YouthTruth Student Survey: YouthTruth supports school systems in gathering and acting on student and stakeholder feedback, helping schools, districts, and education funders think through the ins-and-outs of actionable insights to drive improvement. Learn more at youthtruthsurvey.org.

Advisory Services

CEP's data-driven, customized advising leverages CEP's knowledge and experience to help funders answer pressing questions about their work, address existing challenges, hear from valued constituents, and learn and share with peers. Learn more at cep.org/advisoryservices.

Research

CEP's research projects delve into issues that are central to funder effectiveness, examining common practice and challenging conventional wisdom. Our research is informed by rigorous quantitative and qualitative analysis of large-scale data sets, in-depth qualitative interviews with philanthropic leaders, as well as by profiles of high-performing organizations and staff.

CEP's resource library offers resources for grantmakers, individual donors, and more. Explore the full range of resources available in CEP's resource library at cep.org/resources.

Contact Information:

Kevin Bolduc, Vice President, Assessment and Advisory Services
kevinb@cep.org

Madison Williams, Analyst, Assessment and Advisory Services
madisonw@cep.org